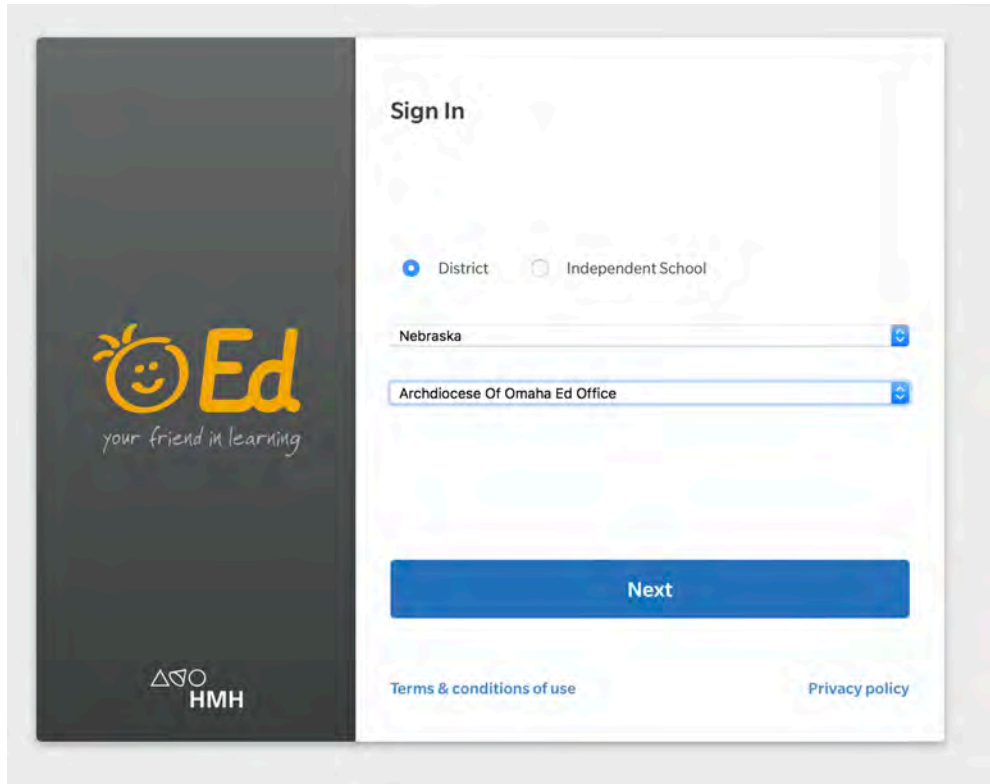


STUDENT ACCESS TO HMH SCIENCE

K-5 students will have access to online resources for the new science series from Houghton Mifflin. A HMH Science link to login to that website has been placed under Quick Links for Students on the school homepage.

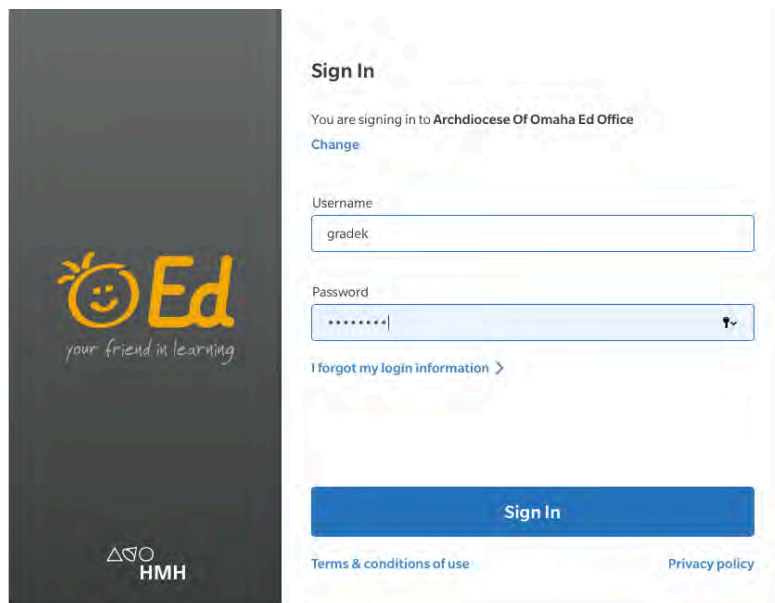


The screenshot shows the HMH Science login page. On the left is a dark sidebar with the 'Ed your friend in learning' logo and the HMH logo at the bottom. The main content area is titled 'Sign In'. It features two radio buttons: 'District' (selected) and 'Independent School'. Below these are two dropdown menus: the first is set to 'Nebraska' and the second is set to 'Archdiocese Of Omaha Ed Office'. A large blue 'Next' button is centered below the dropdowns. At the bottom of the main area are links for 'Terms & conditions of use' and 'Privacy policy'.

Clicking on the HMH Science link will take you to the login page

The first time you access the login page, you will need to select your state and school/district. The correct choices for that are shown at left. Once those are selected, click the Next button. [NOTE: Once you have filled in the state and school/district information on

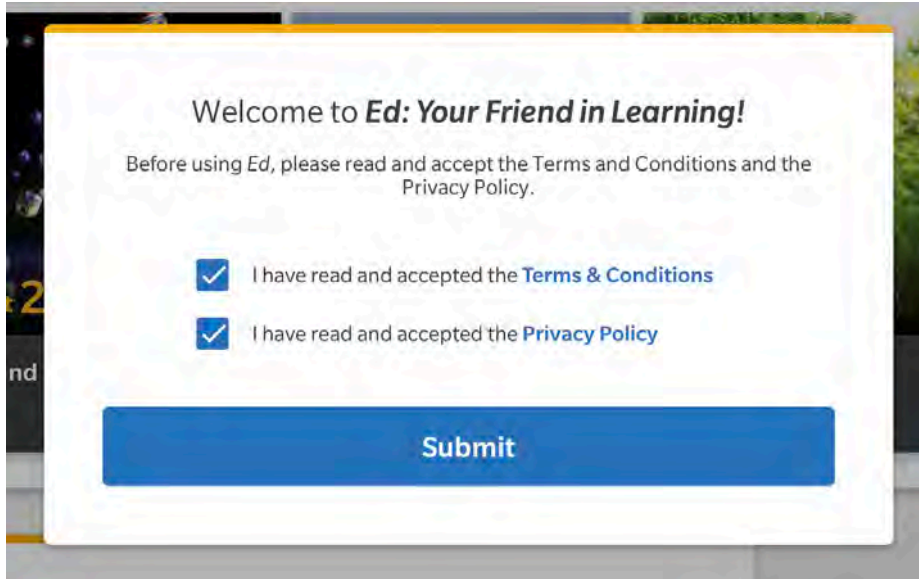
any given computer, you shouldn't have to do so for future logins unless you clear/reset your browser history.]



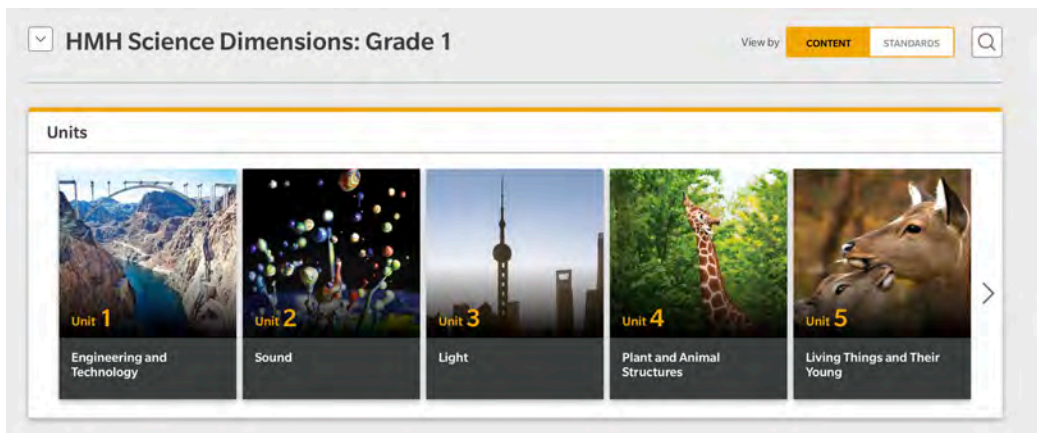
This screenshot shows the next step of the login process. The 'Sign In' title is present. Below it, a message states 'You are signing in to Archdiocese Of Omaha Ed Office' with a 'Change' link. There are two input fields: 'Username' containing 'gradedek' and 'Password' with masked characters. A link for 'I forgot my login information >' is located below the password field. A large blue 'Sign In' button is centered at the bottom. Links for 'Terms & conditions of use' and 'Privacy policy' are at the very bottom.

As is always the case, you will need to enter a username and password. For K-2 students, a generic grade level username and password will be used for all students. Homeroom teachers will provide parents with that information. Students in grades 3-5 will use their network usernames and passwords.

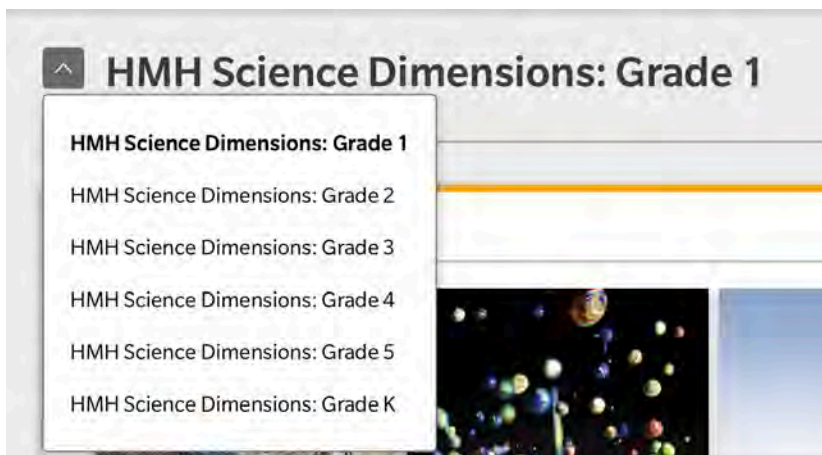
At the login screen, enter your username and password and click the Sign In button.



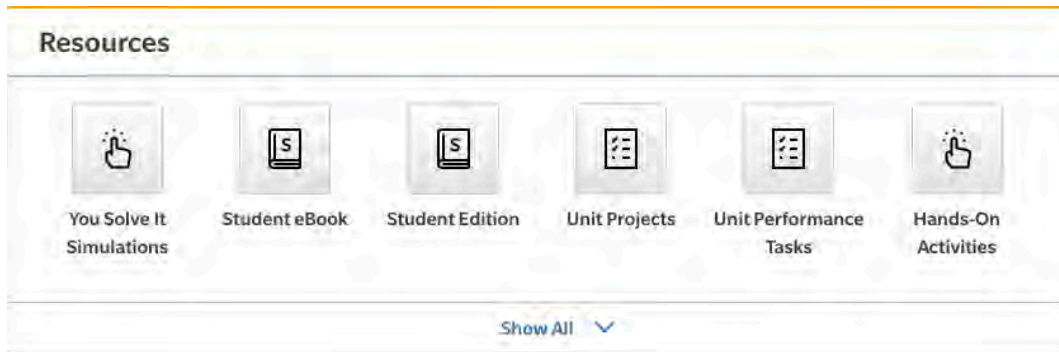
The first time you log in on any given computer, you will have to check the two boxes for Terms and Conditions and Privacy Policy and click Submit. Feel free to actually read the Terms and Conditions and Privacy Policy if you wish. You only have to accept this stuff one time.



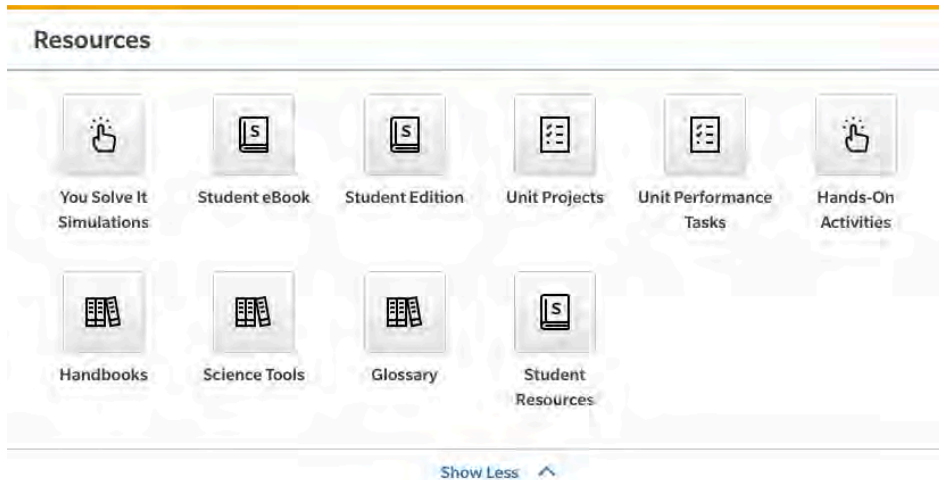
Materials for Grade 1 appear by default. For those of you not in Grade 1, don't panic.



Simply use the drop down arrow to select the desired grade level.



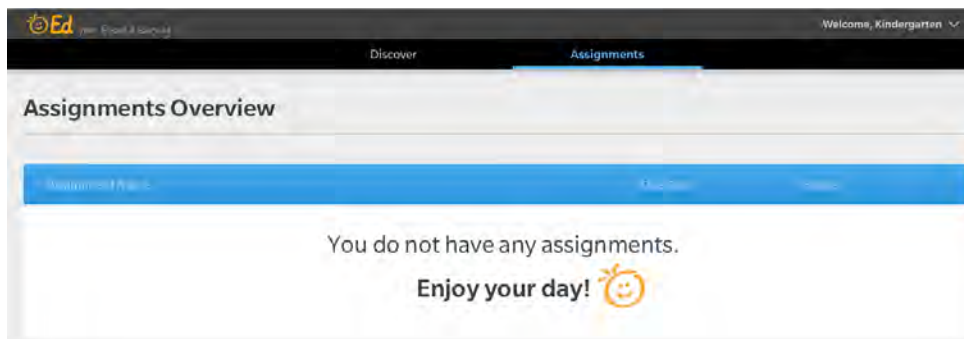
At the bottom of your HMH homepage, you will notice a Resources section.



Clicking the Show All link will, well, show more stuff that you may have occasion to use.

Teachers will provide you with directions on what use to make of various resources as the year goes along. You will find a “Launch” button

associated with many resource components once the resource is selected; your browser settings must allow popups in order for the Launch buttons to work.



If any teachers decide to make assignments through HMH science, you will be able to find those by clicking on the Assignments tab in the menu bar. If you see the

smiley face, you are home free (for now, anyway).

If you ever have issues logging in or accessing resources, please contact Ray Bentzen (bentzenr@svdpomaha.org). He will be happy to assist you.