

WELCOME TO



BLOCK PARTY



TRAINING

May 12 2012

9 am

Pierce Park Baptist Church

5350 Pierce Park Lane

Boise, Idaho 836714



TREASURE VALLEY SOUTHERN
BAPTIST ASSOCIATION


Block Party Training Schedule


🌸 How to Set Up the Trailer

🌸 How to Set Up and Tear Down the Inflatables


🌸 How to Set Up and Clean the Machines


🌸 How to Reload the Trailer






How to Set Up the Trailer





How to
Set Up and Tear
Down the
Inflatables



Basic Slide Set Up and Tear Down Procedures

1. Position in location where there are no over-head restrictions (**POWER LINES**) consider exit & enter position.
2. Layout ground protection tarp on ground.
3. Position so blower inlets are located at back of ground trap.
4. Unroll Blow-up Slide.
5. Connect Blower. (note: leave one air tube free, so air may release to maintain proper air pressure)
6. Switch power on. Unfold to help slide to in-flate. As slide inflates connect tie downs to side straps.
7. Attach tie down straps to water filled containers.

TAKE DOWN

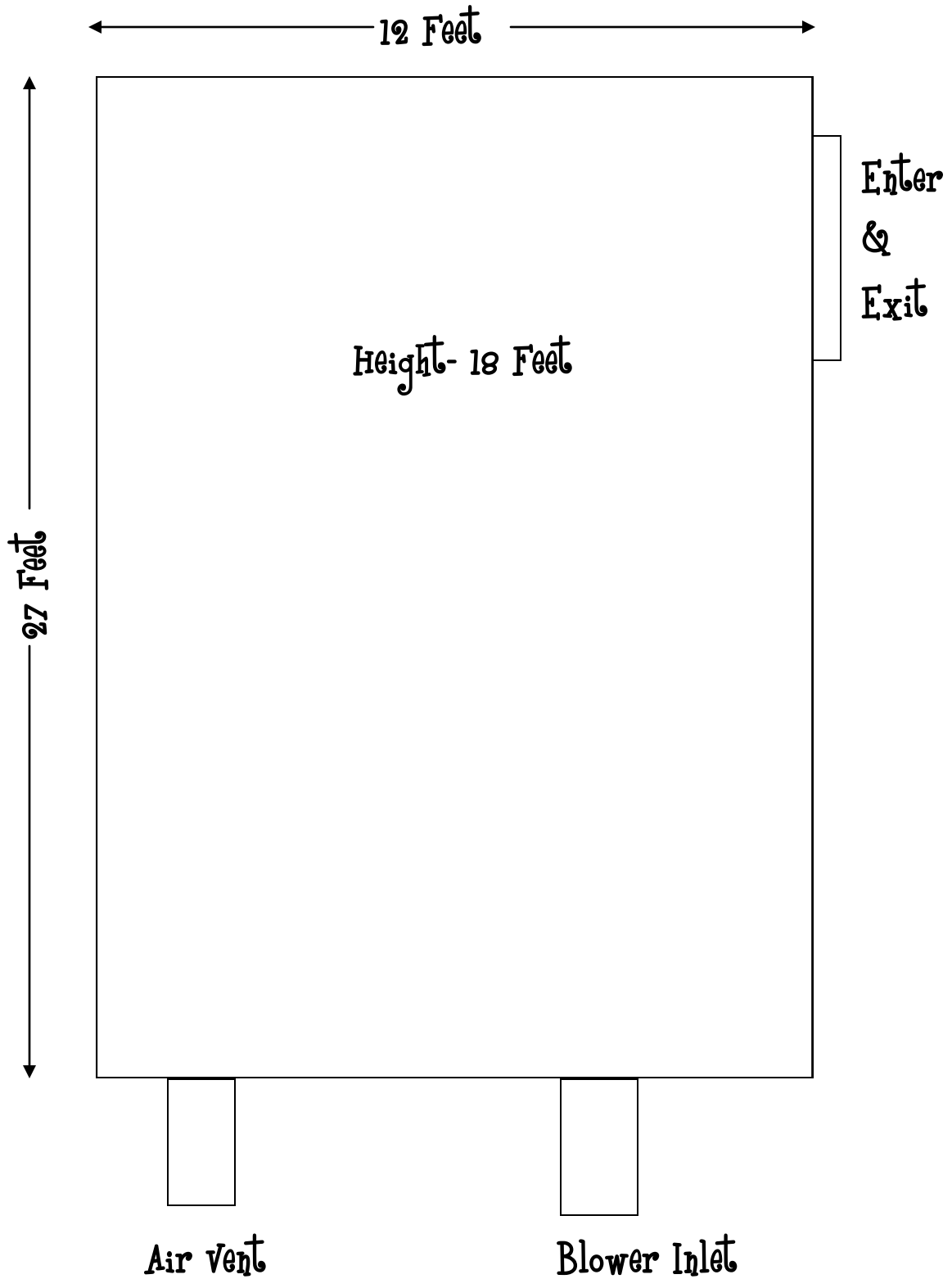
IMPORTANT: DO NOT TURN OFF BLOWER MOTOR

1. DISCONNECT AIR-INLET SLEEVE FROM MOTOR, THEN SWITCH OFF MOTOR.
2. Fold up SLIDE as air is released, this will require sometime for slide to completely be flat.
3. Complete folding slide and roll up. Take care of not pinching or tearing slide when returning to dolly.
4. Fold ground tarp.
5. Drain tie down tanks. Make sure Slide is moved from area so it will not get wet.

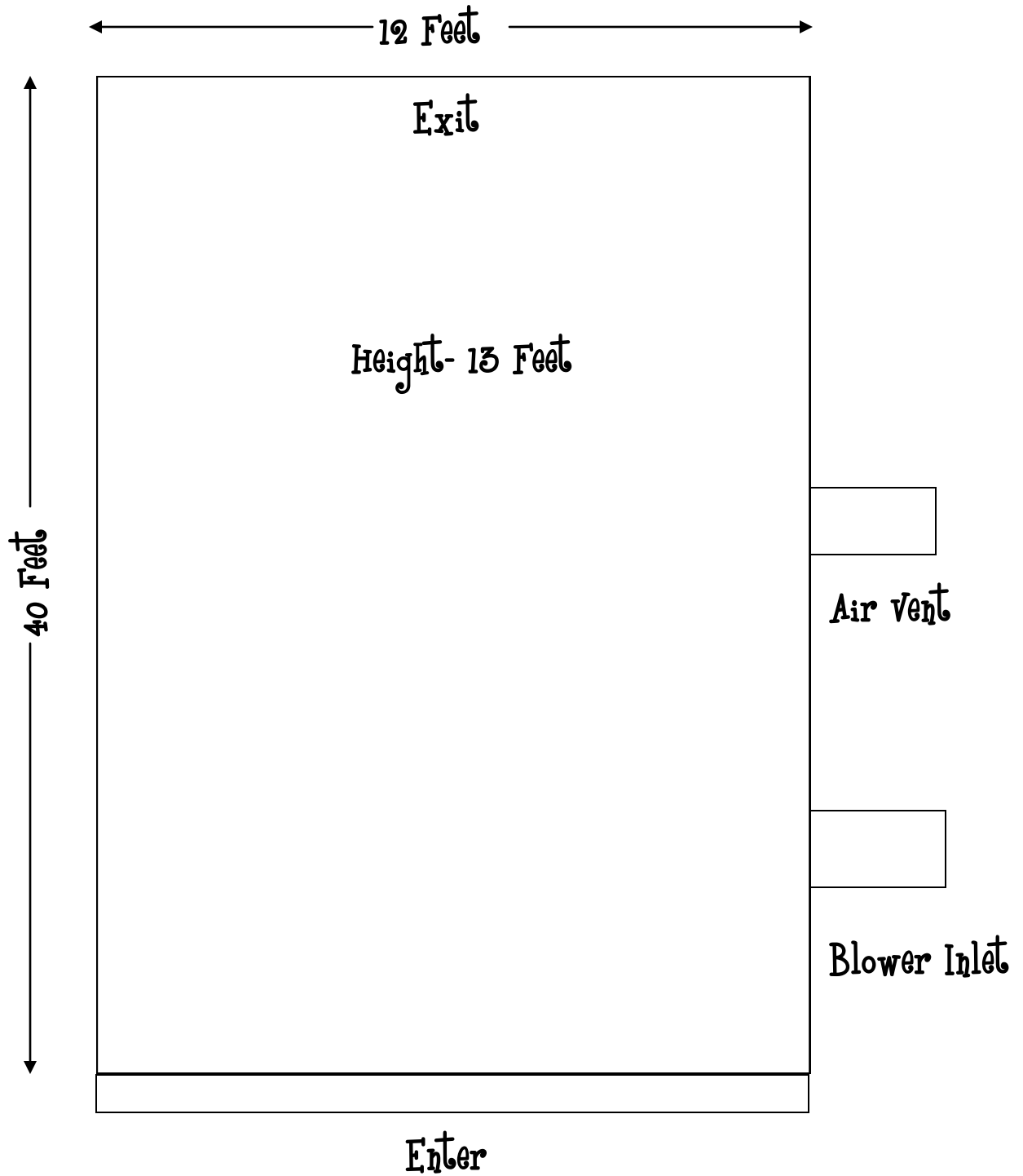
Inflatable Slide Rules

THIS GAME IS PHYSICALLY CHALLENGING, PLAY AT OWN RISK.
DO NOT ENTER UNIT WITHOUT ATTENDANT PRESENT.
REMOVE SHOES, EYEGASSES AND SHARP OBJECTS BEFORE ENTERING.
DO NOT SLIDE UNTIL RAMP AND LANDING AREA IS CLEAR.
SLIDE FEET FIRST, FACE UP, IN A SITTING POSITION.
NO FLIPS OR DIVING.
DO NOT INTERFERE WITH THE PROGRESS OF OTHER PARTICIPANTS.
SPECTATORS MUST STAY OFF AND AWAY FROM UNIT AT ALL TIMES.
IF UNIT BEGINS TO LOSE AIR EXIT UNIT AND DISCONTINUE USE IMMEDIATELY.

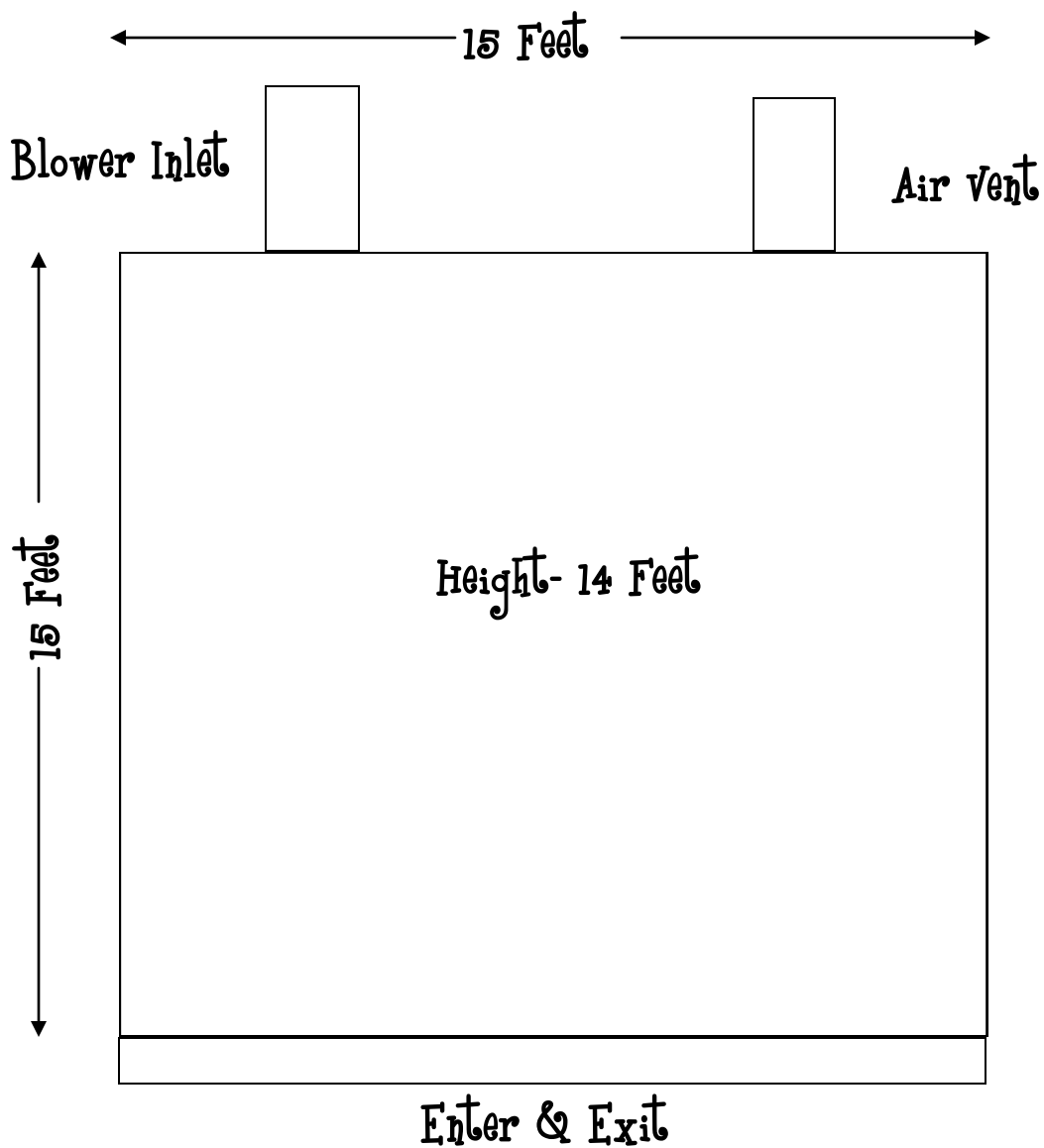
Slide Dimensions




Obstacle Course Dimensions





Jump House Dimensions







How to
Set Up and Clean
the Machines






How to Reload the Trailer






Block Party
Trailer Guidelines
and Reservation

Form





Block Party
Trailer Inventory
and Checklist

