

Jesus' Power to Overcome Evil

Lesson 8



Scripture: Mark 5:1-20










Bible Memory: Hebrews 11:1, 6

Focus: ♥ Jesus has the power to defeat evil.

Heart to Heart Teacher Devotion

Children today live in tough times. Divorce, pornography, violence, and drugs will confront many kids in one way or another. Share with students your conviction that Jesus is not only strong enough to protect them from evil but also that ♥ Jesus has the power to *defeat* evil. Thank God that “the one who is in you is greater than the one who is in the world” (1 John 4:4).

Lesson 8 at a Glance

<p>1 FOCUS IN Use one or more of these activities to help students <i>identify evil influences</i>.</p>	<p> Quick Step Things That Influence</p> <p> Option Blob Tag</p>	<p>Immerse Materials</p> <ul style="list-style-type: none"> • Resources CD Things That Influence printable file 	<p>Other Materials</p> <ul style="list-style-type: none"> • whiteboard, dry-erase marker, scissors
<p>2 EXPLORE HIS WORD Use these activities to help students <i>explain how Jesus had power over evil</i>.</p>	<p> Bible Exploration Mark 5:1-20</p> <p> Bible Memory Hebrews 11:1, 6</p> <p> Optional Bible Skill Builder</p>	<p>• Resources sheet 2, Resources CD, Activities for lesson 8</p> <p>• Resources sheet 5</p> <p>• Resources CD Optional Bible Skills 8 and Optional Bible Books Bingo printable files</p>	<ul style="list-style-type: none"> • Bibles, CD player, pencils • Bibles, markers • game markers, washable markers, paper towel
<p>3 MAKE IT REAL Use one of these activities to help students <i>identify times they need Jesus' help to defeat evil</i>.</p>	<p> Quick Step What Could Happen?</p> <p> Option One Minute to Win!</p>	<ul style="list-style-type: none"> • Activities for lesson 8 • Resources CD One Minute to Win printable file 	<ul style="list-style-type: none"> • pencils • scissors, whiteboard, dry-erase markers and erasers
<p>4 LIVE IT OUT Use one of these activities to help students <i>ask for Jesus' help to defeat evil</i>.</p>	<p> Quick Step Praying Well</p> <p> Option Personal Prayer</p>	<ul style="list-style-type: none"> • Activities for lesson 8 	<ul style="list-style-type: none"> • pencils • Bibles

Focus In (10–15 minutes)

- 1** Use one or more of these activities to help students **identify evil influences**.

Focus

- ♥ Jesus has the power to defeat evil.

Welcome

- Welcome each student warmly by name.
- Early arrivers will enjoy doing the additional activities on the unit page or *Resources* CD Extra-Time Activities.

Quick Step Things That Influence

Distribute scissors and copies of Things That Influence. Ask kids to cut apart the cards on the dotted lines. SAY: **Friends, video games, movies—these are all good things, aren't they?** Write the word “evil” on the board. **Evil means “sinful, wicked, dangerous, and causing harm or trouble.”**

ASK: **Could music have an evil influence on you? How?** (yes, if the words are bad or the words talk about doing something sinful or dangerous)

How could video games have an evil influence on you? (if they're about doing bad things, if I spend all my time playing them and not doing things that I should do)

Tell students to put their cards in the order of how much evil influence these things have on them. Kids can lay aside cards naming things they don't do or have. When kids are done, SAY: **Some friends have a good influence on us; others, an evil influence. Some movies have a good influence; others, an evil influence. Today we'll discover that ♥ Jesus has the power to defeat evil.**

Option Blob Tag

Choose one kid to be the tagger. Tell kids that when the tagger tags someone, those two join hands or lock elbows together to become a blob. The blob will work together to tag someone else, who then joins the blob. Keep playing until only one kid is left. Play again as time allows. SAY: **The blob reminds me of how evil influences work. Evil influences can start out looking OK. But then, like the blob, evil influences get bigger and bigger and can take over our lives.**

ASK: **What does the word evil mean?** (sinful, wicked, dangerous, causing harm or trouble)

What are some things that could have an evil influence on you? (music, TV shows, movies, video games, Internet, friends, magazines, books)

How could these things have an evil influence on you? (the wrong kinds of friends could tempt me to do bad things; if a song or video game is about doing something dangerous) Be sure to talk about how these things can also have a good influence on them.

SAY: **Some friends have a good influence on us; others, an evil influence. Some movies have a good influence; others, an evil influence. Today we'll discover that ♥ Jesus has the power to defeat evil.**

Materials

whiteboard, dry-erase marker, copies of *Resources* CD Things That Influence printable file (1 set of cards per student), scissors



Teaching Tip

Continue to display the poster for the quarter (*Resources* sheet 1).

Materials

none



Teaching Tip

Play this game in a large, open area or move furniture out of the way.

Focus

♥ Jesus has the power to defeat evil.

Explore His Word (25 minutes)

2 Use these activities to help students **explain how Jesus had power over evil.**

Bible Background for the Teacher

Early in the ministry of Jesus, His power and authority were established over the spiritual forces of darkness. Jesus' Galilean ministry took Him to the vicinity of the Gerasenes (some manuscripts call this Gadarenes or Gergesenes), located on the eastern side of the Sea of Galilee in the region of Decapolis (Ten Cities). The miserable condition of this man with an evil, or impure, spirit is described: outcast to the tombs, isolated, having beyond-human strength, crying out, self-mutilation, and destruction. Jesus knew the intent of the evil one, to "kill and destroy" (John 10:10).

Upon first contact, the evil spirit knew exactly who Jesus is—"Jesus, Son of the Most High God." James reminds us that "even the demons believe that—and shudder" (James 2:19). In subjection to the Son of God, Legion (a name referring to the brigade of demons possessing this man) begged again and again not to be sent out of the area but into a herd of feeding pigs. Jesus did that, and about 2,000 pigs "rushed down the steep bank into the lake and were drowned" (Mark 5:13). Some believe the number of pigs corresponds to the number of demons expelled.

A crowd quickly gathered after reports of this phenomenal event. Equally as drastic, the unnamed man was "sitting there, dressed and in his right mind" (v. 15). The power of Jesus was a greater challenge for the people than their fear of the demons possessing this man. The people pleaded with Jesus to leave their region. Freed from the evil spirits, the man desired to follow Jesus. Not in rejection but in commission, Jesus called him to share his testimony with people in that area.

Materials

Resources sheet 2,
Bibles, Resources CD
track 3, CD player,
Activities for lesson 8, pencils



Note

The Scripture text is provided on the Resources CD in both the *New International Version* and the *King James Version*, if you want kids to read from the same Bible version.

Bible Exploration Mark 5:1-20

Stand by the Bible time lines, and briefly review the events from the birth of John to when Jesus calmed the storm. SAY: **Jesus taught about God and showed His power when He did miracles. After telling the parable of the sower and the soils, Jesus calmed a storm when He and His disciples were crossing the Sea of Galilee. This is where we pick up God's story.** Ask students to turn in their Bibles to Mark 5. Read verses 1 and 2 aloud. **As I tell you more about this event, I'll stop once in a while. When I stop, make the face you think that person might have made at that moment, and freeze your face. Are you ready?**

Read Mark 5:3-5. SAY: **Show on your face how this man might have looked, and freeze your face!** Look at their faces. **You're right; he was pretty wild looking.** Read verses 6-8. **Show on your face how those who saw and heard this happening may have looked, and freeze your face!** Look at their faces. **I think they would have been surprised and maybe scared about what might happen.**

Read the first part of verse 9. SAY: **Show on your face how Jesus might have looked, and freeze your face!** **We don't know how Jesus looked, but we do know that Jesus loves everyone, and even in that moment, Jesus cared about this man.** Read the rest of verse 9 and verses 10-13. While reading, play track 3, the pig sound effects, from the CD. **Show on your face how those taking care of the pigs may have looked while this was going on, and freeze your face!**

Read verses 14, 15. SAY: **Show on your face how the people may have looked when they heard what had happened and saw the man, and freeze your face!** Read verses 16-18. **Show on your face how the man may have looked as he begged to go with Jesus, and freeze your face! The man must have looked lovingly at the one who had freed him from the evil spirit.** Read verses 19, 20. **Show on your face how the man's family may have looked, and freeze your face. Everyone had to be wondering who this amazing miracle worker was!**

Distribute the leaflets and pencils, and have kids look at the Power Over Evil activity. Have volunteers read each sentence and tell what the correct words are.

ASK: **How did Jesus show He had power over evil?** (He told the evil spirits to leave the man and go into the pigs, and they did.)

What do you learn about Jesus' power from this event? (He is more powerful than evil. Even evil spirits obey Him.)

SAY: **Think about how much this man's life changed when Jesus defeated the evil, or impure, spirit. The man was so grateful that he couldn't help telling everyone what Jesus had done for him. Evil influences have been and will always be here on earth. That's one big reason we need to belong to Jesus. ♥ Jesus has the power to defeat evil, and He will do that in our lives.**

Bible Memory Hebrews 11:1, 6

¹"Now faith is confidence in what we hope for and assurance about what we do not see. ⁶And without faith it is impossible to please God, because anyone who comes to him must believe that he exists and that he rewards those who earnestly seek him."

Continue to display the Hebrews 11:1, 6 poster on a wall or bulletin board. Remove the notes kids put on it last week. Have kids turn in their Bibles to Hebrews 11:1, 6, and have volunteers read the verses aloud.

SAY: **The man who had the impure, or evil, spirit probably had no hope of ever having a good life. Look how Jesus changed all that! The man immediately had purpose to his life as he told everyone what had happened to him. Now it's time for you to think about your faith in Jesus. What do you hope for and have faith in? Maybe you have faith that you'll share Jesus with kids at your school. Maybe you have faith that one day you'll share Jesus with people in a different country. Maybe you have faith that God will use your talents to serve Him.** Ask kids to write on the right side of the poster (or on self-stick notes and attach) what they hope for and have faith in. When they're done, read what they wrote.

SAY: **These are great verses to memorize because faith is something you need for the rest of your life.** Have all the kids say the Bible Memory verses together.

Materials

Bibles, *Resources* sheet 5, markers
(optional: small self-stick notes, pencils)



Note

The Bible Memory in the *King James Version* is included on the *Resources* CD.

Optional Bible Skill Builder

Print and use the *Resources* CD Optional Bible Skills 8 printable files.



Focus

♥ Jesus has the power to defeat evil.

Make It Real (10-15 minutes)

3 Use one of these activities to help students **identify times they need Jesus' help to defeat evil.**

Materials

Activities for lesson 8,
pencils



Teaching Tip

Reassure kids that we all make mistakes and we can always be forgiven.



Allow kids with learning disabilities to share or just listen and think; some kids may be very anxious about sharing personal situations.

Materials

Resources CD One Minute to Win printable file,
scissors, whiteboard, dry-erase markers and erasers



Teaching Tips

Give the kids this example: Your card says "soccer." You draw a soccer ball and your team guesses it. Then your team says that they would need Jesus' help to defeat evil if they're tempted to cheat while playing soccer.

Reassure kids that we all make mistakes and that God is always willing to forgive us.

Quick Step What Could Happen?

SAY: ♥ **Jesus has the power to defeat evil. But first we have to know and understand when we need His help.** Have students turn in their leaflets to the What Could Happen? activity. Have kids look at the first situation. **A girl is watching TV; nothing wrong with that.**

ASK: **What could happen that the girl would need Jesus' help to defeat evil?** (A show could come on that she isn't supposed to watch, and she's tempted to watch it.)

Have kids write by the picture what they think could happen. (There is no single right answer to any of these.) Assign pairs or individual kids to each of the other situations. **SAY: Do the same for your situation, except plan how to act it out.** After a few minutes, have students act out their situations. After each one, tell kids to write by the pictures what they think could happen in which the kid would need Jesus' help to defeat evil.

SAY: **In the empty box, write about or draw a situation that you've been in when you needed Jesus' power to defeat evil.** Talk about how sometimes we're in situations that are OK, but then something happens and we need Jesus' help. Other times, we may be in a bad situation because we chose to be in it. **But Jesus will still help us, if we ask Him to, because ♥ Jesus has the power to defeat evil.**

Option One Minute to Win!

Before class, print One Minute to Win from the CD and cut apart the cards.

SAY: ♥ **Jesus has the power to defeat evil. But first we have to know and understand when we need His help.** Divide the class into two teams. Have the first team send a player to the board. Give the player a card. The player, without saying anything, is to draw on the board the activity or the item mentioned on the card. That team has 30 seconds to guess it to win! If the team guesses correctly, they have one minute to work together to come up with a situation in which someone would need Jesus' help to defeat evil doing that activity. If a team doesn't guess correctly, the other team can try to guess it. Continue playing as you have time. Award 10 points for every item guessed correctly and 50 points for every situation teams come up with.

SAY: **Sometimes we're in situations that are OK, but then something happens and we need Jesus' help. Other times, we may be in a bad situation because we chose to be in it. But Jesus will still help us, if we ask Him to, because ♥ Jesus has the power to defeat evil.**

Live It Out (10 minutes)

- 4** Use one of these activities to help students **ask for Jesus' help to defeat evil.**

Quick Step Praying Well

SAY: The man whom Jesus healed of the evil spirit, and all the people watching, discovered in an amazing way that ♥ Jesus has the power to defeat evil.

ASK: How about you? Do you believe that Jesus has the power to help you defeat evil?

If possible, have kids move so they have some privacy. Have kids turn in their leaflets to the Praying Well activity. Have a volunteer read the prayer aloud. **SAY: Write what you want to talk to God about. Maybe you have a friend who tempts you to do wrong things. Ask for Jesus' help. Maybe you're tempted to look at things on the Internet that you shouldn't. Ask for Jesus' help. Maybe you're tempted to cheat on tests. Ask for Jesus' help.**

Allow sufficient time for kids to write their prayers. Then for the prayer time, encourage kids to talk to God about what they wrote. After a short time, close in prayer, thanking God that Jesus is all-powerful and has the power to defeat evil.

Option Personal Prayer

SAY: The man whom Jesus healed of the evil spirit, and all the people watching, discovered in an amazing way that ♥ Jesus has the power to defeat evil.

ASK: How about you? Do you believe that Jesus has the power to help you defeat evil?

SAY: Our prayer time today is going to be a time of personal prayer, asking for Jesus' help to defeat evil. Ask kids to turn in their Bibles to 2 Thessalonians 3:1-3. Read those verses aloud. **Paul asked other Christians to pray for him so that he would be delivered from "wicked and evil people." Paul knew that ♥ Jesus has the power to defeat evil.** Ask students to read the verses silently.

Have kids stand in a circle. **SAY: I'm going to say some of the same things Paul did, but I'll be offering them as a prayer for all of us.** Encourage kids to bow their heads. **Dear God, we pray that You will deliver us from wicked and evil people. Thank You, God, that You are faithful, and that ♥ Jesus has the power to defeat evil. Please strengthen and protect us from the evil one. In Jesus' name, amen.**

Focus

♥ Jesus has the power to defeat evil.

Materials

Activities for lesson 8,
pencils



Both Live It Out activities will work for kids who have special needs. Be sure to provide support for nonverbal kids as needed; allow them to gesture or draw rather than praying aloud or sharing verbally.

Materials

Bibles



Kidz Chat

Give each student a *Kidz Chat* to take home.

Be sure parents know about the *Faith & Family* pages available online to print and use with their children at home. Go to www.21stcc.com.

