

# Jesus' Disciples

## Lesson 4

**Scripture:** Matthew 4:18-22; 10:2-4

**Bible Memory:** Colossians 1:10










**Focus:** ♥ Follow Jesus.

### Heart to Heart Teacher Devotion

Jesus called you to follow Him and help others follow Him too. You have the great and awesome opportunity of influencing children to ♥ follow Jesus for the rest of their lives! Model the attitudes and actions of Jesus. Let the kids in your class see Jesus in you.



## Lesson 4 at a Glance

<p><b>1 FOCUS IN</b> Use one or more of these activities to help students <i>explore why they follow others.</i></p>	<p> <b>Quick Step</b> Have to or Want to?</p> <p> <b>Option</b> Pass It!</p>	<p><b>Immerse Materials</b></p> <ul style="list-style-type: none"> <li>• <i>Activities</i> for lesson 4</li> </ul>	<p><b>Other Materials</b></p> <ul style="list-style-type: none"> <li>• pencils</li> <li>• whistle, book, toy microphone, friendship bracelet, photo of parents</li> </ul>
<p><b>2 EXPLORE HIS WORD</b> Use these activities to help students <i>explain how and why some men followed Jesus.</i></p>	<p> <b>Bible Exploration</b> Matthew 4:18-22; 10:2-4</p> <p> <b>Bible Memory</b> Colossians 1:10</p> <p> <b>Optional Bible Skill Builder</b></p>	<ul style="list-style-type: none"> <li>• <i>Resources</i> sheet 2, Dig Deeper Groups reproducible page, <i>Activities</i> for lesson 4</li> <li>• <i>Resources</i> sheet 4</li> <li>• <i>Resources</i> CD Optional Bible Skills 4 and Optional Bible Library printable files</li> </ul>	<ul style="list-style-type: none"> <li>• Bibles, scissors, pencils, name tags, marker</li> <li>• Bibles</li> <li>• index cards</li> </ul>
<p><b>3 MAKE IT REAL</b> Use one of these activities to help students <i>discover why it's important to follow Jesus.</i></p>	<p> <b>Quick Step</b> My Life</p> <p> <b>Option</b> Take Aim!</p>	<ul style="list-style-type: none"> <li>• <i>Activities</i> for lesson 4</li> </ul>	<ul style="list-style-type: none"> <li>• pencils</li> <li>• paper plate, marker, rubber bands</li> </ul>
<p><b>4 LIVE IT OUT</b> Use one of these activities to help students <i>decide to follow Jesus.</i></p>	<p> <b>Quick Step</b> I Have Decided</p> <p> <b>Option</b> Prayer Prompts</p>	<ul style="list-style-type: none"> <li>• I Will Follow reproducible page</li> <li>• <i>Activities</i> for lesson 4</li> </ul>	<ul style="list-style-type: none"> <li>• scissors, pencils, colored pencils, markers</li> <li>• pencils</li> </ul>



## Focus In (10–15 minutes)

## Focus

♥ Follow Jesus.

- 1** Use one or more of these activities to help students **explore why they follow others.**

### Welcome

- Welcome each student warmly by name.
- Early arrivers will enjoy doing the additional activities on the unit page or *Resources* CD Extra-Time Activities.

### Quick Step Have to or Want to?

Hold up one of your hands and wiggle your fingers. Ask kids to do the same. Touch your thumb to your index finger, making a circle. Wiggle the other three fingers. Ask kids to do the same. Place your circle on your cheek, but tell kids to place their circle on their *chins*. Most kids will follow what you do, not what you say to do.

ASK: **Who followed what I did? Who followed what I said? Why did you follow what I said or did?** Accept responses.

SAY: **Let's think about who you follow and why you follow them.** Distribute the leaflets and have kids turn to the Have to or Want to? activity. Ask kids to go through the list and circle why they follow these people. If kids don't follow someone, tell them not to circle anything. In the empty box, kids can draw or write the name of another person they follow and circle "have to" or "want to."

ASK: **Why do you either *have to* or *want to* follow your parents? coaches?** Ask this for all those listed.

SAY: **There are a lot of people we could follow for many reasons. Let's keep thinking about who we follow and why.**

### Option Pass It!



Have kids gather in a circle. SAY: **Let's play a game that will help you think about who you follow and why you follow them.** Show kids the items. **The book represents teachers; the toy microphone, celebrities; the whistle, coaches; the friendship bracelet, friends; and the photo of parents, parents.** Hand the items to kids at different places in the circle. **Pass the items to the right until I say "Stop!" The kids holding the items will tell why they follow the people represented by the items they're holding. For example, if I get the microphone I could say, "I follow \_\_\_\_\_ because I like her music."** Play several rounds.

ASK: **Do you *have to* or *want to* follow parents? teachers? coaches? celebrities? friends?** (I have to follow my parents, teachers, and coaches or I would get in trouble or get cut from the team. I don't have to follow celebrities. I want to follow a few of my friends.)  
**Think of someone you follow. Why do you follow that person?**

SAY: **There are a lot of people we could follow for many reasons. Let's keep thinking about who we follow and why.**

### Materials

Activities for lesson 4, pencils



### Teaching Tip

Continue to display the poster for the quarter (*Resources* sheet 1).

### Materials

book, toy microphone, whistle, friendship bracelet, photo of parents





## Focus

♥ Follow Jesus.

# Explore His Word (25 minutes)

**2** Use these activities to help students **explain how and why some men followed Jesus.**

## Bible Background for the Teacher

From the beginning of His ministry, Jesus called individuals willing to dedicate themselves to completing the mission and ministry that He began. "Come, follow me" was the invitation to a life and lifestyle radically different from anything these men had ever experienced or dreamed. These were fishermen who would fish for people. Common men would serve uncommonly. Ordinary men would serve an extraordinary God. These men were called from their day-to-day jobs to participate in an eternal enterprise that would change the world. Without hesitation, Peter, Andrew, James, and John left their boats and their families to follow Jesus.

A disciple is a student, one who is willing to learn and live the life called for by the Savior. Jesus expanded this call of discipleship in Matthew 16:24: "Whoever wants to be my disciple must deny themselves and take up their cross and follow me."

Matthew 10:2-4 lists the 12 apostles. The word *apostle* means "one sent out," or "one set apart with a mission." From this point when the term *apostle* is used, it is most often referring to the 12 disciples selected and sent out by Jesus. The criteria used in selecting the apostle Matthias to take Judas Iscariot's place indicates that an apostle was a follower beginning from John's baptism through the ascension of Christ and would be a witness of His resurrection (Acts 1:21, 22). Jesus gave His apostles power to drive out evil spirits and to heal. Jesus said this same power and authority had been ultimately and completely given to Him (Matthew 28:18-20).

### Materials

Resources sheet 2, Bibles, copy of Dig Deeper Groups reproducible page, scissors, pencils, *Activities* for lesson 4, marker, name tags



### Notes

The Scripture text is provided on the Resources CD in both the *New International Version* and the *King James Version*, if you want kids to read from the same Bible version.

See the teacher contents page for the location of reproducible pages. Reproducible pages are also provided on the Resources CD.

## Bible Exploration Matthew 4:18-22; 10:2-4

Before class, cut the Dig Deeper questions apart. Use a marker to write an apostle's name on each name tag. See Matthew 10:2-4 for names.

Give the prepared name tags to students to wear. If you have a small class, let each kid wear several name tags.

**ASK: What have we been learning about history?** (It's *His* story. It's God's story.)

Refer to the Bible time lines. **SAY: All these events are part of history—His story, God's story.** Ask a volunteer to stand by the Bible time line and tell about the first seven icons. **SAY: The Bible tells us that Jesus cleared the temple, taught Nicodemus about God, and healed many people.** This is where we pick up God's story.

Have kids turn in their Bibles to Matthew 4:18-22, and ask volunteers to read the verses aloud. Then ask the kids wearing the Peter, Andrew, James, and John name tags to come to the front. **SAY: After Jesus was baptized, then tempted by the devil, Jesus began His ministry. One of the first things He did was to call men to become His disciples, or apostles. The word *apostle* means "one sent out," or "one set apart with a mission." Peter and Andrew were fishermen.** Talk to the students wearing the Peter and Andrew name tags. **Peter and Andrew, pretend to cast your net into the lake. As Peter and Andrew were fishing, Jesus said, "Come, follow me, and I will send you out to fish for people." Peter**



**and Andrew, what will you do?** Let kids respond. **Peter and Andrew left their fishing business behind and followed Jesus.**

**SAY: Then Jesus saw two other brothers, James and John. They were also fishermen.** Talk to the students wearing the James and John name tags. **James and John, pretend you are fishing. As James and John were fishing, Jesus said, “Come, follow me.” James and John, what will you do?** Let kids respond. **James and John left their father and their fishing business behind and followed Jesus.**

Ask students to turn in their Bibles to Matthew 10:2-4. **SAY: Follow along as I read. If you’re wearing the name tag of one of the apostles, when your name is read, stand up.** Read those verses aloud. **Jesus called 12 men to follow Him** (count them), **and they followed. Sounds pretty simple, doesn’t it?**

Have kids turn in their leaflets to the Jesus’ First Followers activity. Complete the page together. Then **SAY: Let’s dig a little deeper to find out more about Jesus’ first followers.** Divide the class into two groups. Give each group two of the questions from the Dig Deeper Groups reproducible page to research and answer. When groups are done, let volunteers from the groups read their questions and tell their answers. (Answers: 1=fish for people; 2=collecting taxes; 3=Jesus asked Philip to follow Him; 4=tell the good news about Jesus and heal people)

**ASK: Why do you think Jesus asked these men to follow Him, to be set apart for the mission of fishing for people?** (This was His plan. He wanted people involved in telling others about Him.)

**Why do you think these 12 men followed Jesus?** (They had probably heard Jesus teach before. They believed Jesus might be the promised Messiah.)

**SAY: These men weren’t forced to follow Jesus—they wanted to. They knew that following Jesus was the right thing to do. It was so important that these men left everything to ♡ follow Jesus. And God worked through those common men to change the world!**

## **Bible Memory** Colossians 1:10

“Live a life worthy of the Lord and please him in every way: bearing fruit in every good work, growing in the knowledge of God.”

Continue to display the Colossians 1:10 poster on a wall or bulletin board. Have kids turn in their Bibles to Colossians 1:10, and have a volunteer read it aloud. Ask all the kids to read it or say it together a few times. Then have kids stand in a circle. Tell kids to pass a Bible to the person on their right as they say the next word of the memory verse. When the verse ends, the next person can start it over. Play as time permits.

If time permits, let kids play the game again. This time, every time they get the Bible they can name a good thing they can do for God.

**SAY: Living a good life, pleasing the Lord, bearing fruit, doing good things, and growing in your knowledge of God—those are all great ways to show that you ♡ follow Jesus.**

### **Materials**

Bibles, *Resources* sheet 4



### **Note**

The Bible Memory in the *King James Version* is included on the *Resources* CD.

### **Optional Bible Skill Builder**

Print and use the *Resources* CD Optional Bible Skills 4 printable file.





## Focus

♥ Follow Jesus.

# Make It Real (10–15 minutes)

**3** Use one of these activities to help students **discover why it's important to follow Jesus.**

### Materials

Activities for lesson 4,  
pencils



See the *Resources CD* Special Needs Helps for lesson 5 for a way to adapt this activity for your students with special needs.

### Materials

paper plate, marker,  
rubber bands



See the *Resources CD* Special Needs Helps for lesson 5 for a way to adapt this activity for your students with special needs.

## Quick Step My Life



Have kids turn in their leaflets to the My Life activity. Read the instructions, and give kids a few minutes to complete this. When kids are done, SAY: **I see that your circles are filled with lots of things. But so far we haven't filled in the middle. What's at the middle, or core, of your life is what's really important. If being famous is your goal in life, that will affect what else you do. If being rich is your goal in life, that will affect what else you do.**

ASK: **What if your goal in life is to ♥ follow Jesus? How would that affect what else you do?** (I'd spend more time doing things that showed I was following Jesus. I'd spend more time doing things for others.)

**Why do you think it's important to ♥ follow Jesus?** (to show Jesus we love Him, so God can work through us, to help others get to know God)

Ask kids to write "Follow Jesus" in the middle circle. SAY: **Your life will be filled with doing lots of things. But remember, when your goal, or aim, in life is to ♥ follow Jesus, that will affect everything else you do. And your life will have real purpose and meaning!**

## Option Take Aim!

Before class, draw a bull's-eye target on the paper plate.

Give each student a rubber band, and ask kids to line up at one end of the room. SAY: **When I say "Go!," shoot your rubber bands. You may NOT shoot them at any person. Go!** Let kids shoot their rubber bands. **Your rubber bands are all over the place! Let's give you a target to aim for.** Let kids retrieve their rubber bands. Place the paper plate with the bull's-eye on the floor where most kids should be able to hit it. **This time, aim for the bull's-eye. Go!**

Observe where the rubber bands landed this time. SAY: **In a game, it helps to have something to aim for. That's also true for your life. When your aim is to ♥ follow Jesus, what you think, say, and do will aim toward the goal of following Jesus. Your life will have real meaning and purpose. You'll not only enjoy living for God, but you'll help others get to know God too.**

ASK: **Why do you think it's important to ♥ follow Jesus?** (to show Jesus we love Him, so God can work through us, to help others get to know God)

SAY: **You will do a lot of things in your lives. But remember, when your aim is to ♥ follow Jesus, your life will have real purpose and meaning!**



# Live It Out (10 minutes)

**4** Use one of these activities to help students **decide to follow Jesus**.

## Focus

♥ Follow Jesus.

### Quick Step I Have Decided



**ASK: Who will you decide to follow? Who will you follow today? next week? next year? for the rest of your life?**

**SAY: I hope that you decide to always ♥ follow Jesus.** Distribute the I Will Follow reproducible page and supplies. **If you are deciding and choosing to ♥ follow Jesus, write His name in the middle of the bull's-eye.** Let kids color and decorate their bull's-eyes. As they work, remind them that this is a decision they need to follow through on each day.

When kids are done, have them gather in a circle for prayer. Ask them to put their right hand on the person's shoulder on their right. **SAY: I want you to pray for the person on your right. Pray silently and ask God to help that person to always ♥ follow Jesus. Following Jesus can sometimes be hard, so we need to pray for each other and encourage each other.** Encourage kids to pray silently. After several seconds, close in prayer.

### Option Prayer Prompts

**ASK: Who will you decide to follow? Who will you follow today? next week? next year? for the rest of your life?**

**SAY: I hope that you decide to always ♥ follow Jesus. Following Jesus can sometimes be hard, so we need to pray and ask God for His help.** Have kids turn in their leaflets to the Prayer Prompts activity. Read the prayer aloud. Give kids some ideas as to how they might fill in the blanks. (Ideas: follow Jesus at school, home, soccer practice; follow Jesus when I'm sad, mad, and so on.) Have kids fill in the blanks. Then ask kids to silently pray their prayers to God. After a short time, close in prayer. **PRAY: Dear God, thank You that we can know Your Son, Jesus. Thank You that we can follow Him. It keeps us on the right path and makes us a part of Your important plan. Help us to always ♥ follow Jesus. In Jesus' name, amen.**

### Materials

copies of I Will Follow reproducible page (1 bull's-eye per student), scissors, pencils, colored pencils, markers



### Note

See the teacher contents page for the location of reproducible pages. Reproducible pages are also provided on the *Resources* CD.

### Media Option

From your song collection, play the song "I Have Decided to Follow Jesus" while kids work.

### Materials

*Activities* for lesson 4, pencils



### Media Option

From your song collection, play the song "I Have Decided to Follow Jesus" while kids work.

### Kidz Chat

Give each student a *Kidz Chat* to take home.

Be sure parents know about the *Faith & Family* pages available online to print and use with their children at home. Go to [www.21stcc.com](http://www.21stcc.com).

