



Our Pumpkin Project

Hello Parents!

We had a great month learning about pumpkins in our pumpkin project! We started with learning about the parts of a pumpkin with hands on exploration and scientific diagrams. Then we learned about how a pumpkin grows with yoga, videos and sequencing art!


We learned the story of the 5 Little Pumpkins used the story to do math, literacy, music and STEAM activities like building a gate and seeing how many pumpkins it could hold! We did different science experiments throughout the month like our decomposing pumpkin, where we observed our class pumpkin decompose throughout the month and recorded our observations in our science notebooks. We also did a sink or float experiment and a pumpkin volcano! All these experiments let us practice our prediction skills. Finally we got to do so many cool pumpkin arts and crafts projects and even a pumpkin taste test!

We completed our pumpkin project on Halloween with PJ day and voting in the Zion Pumpkin Patch for our favorite pumpkin.

We are all proud to be pumpkin experts and are excited to move on to our next project!

Thank you to all the parents that helped in our classroom this month!

Miss Tech



5 Little Pumpkins Name Graphing



Watercolor and glue craft



Pumpkin Name Puzzles



Pumpkin Volcano




Pumpkin Taste Test






Building a Gate for the 5 Little Pumpkins



Sink or Float experiment



Life Cycle Sequencing



Pumpkin Taste Test



Golf Tee Hammering



Fall Sensory Table



Pumpkin Glue and Water Color Craft



5 Little Pumpkins STEAM



Pumpkin Seed Counting



Pumpkin Seed Counting



Parts of a Pumpkin Craft

Pumpkins

what do we KNOW	what are we WONDERING	what did we LEARN
<ul style="list-style-type: none"> • Green and yellow and orange • even more colors! • bumpy • need water to grow • have leaves • they grow • have stems • spooky - can make jack-o-lantern • different sizes 	<ul style="list-style-type: none"> • do different color pumpkins look different inside? • what's inside? • what color? • how do pumpkins grow - how do the leaves? • what are the parts called inside? • what does pumpkin taste like? 	<ul style="list-style-type: none"> • We learned how pumpkins grow Seed → vine → flower → pumpkin! • We saw and felt what pumpkins look and feel like inside • We learned the names for the parts of the pumpkin • We learned which parts of the pumpkin we eat and what they taste like • We learned pumpkins float!

KWL



Counting and Graphing Pumpkin Seeds



Exploring the Parts of a Pumpkin Hands On



Exploring the Parts of a Pumpkin



Parts of a Pumpkin Craft





Decomposing Pumpkin Before



Pumpkin Life Cycle Sequencing



Our Class Pumpkin!



Pumpkin Name Puzzle



Decomposing Pumpkin After