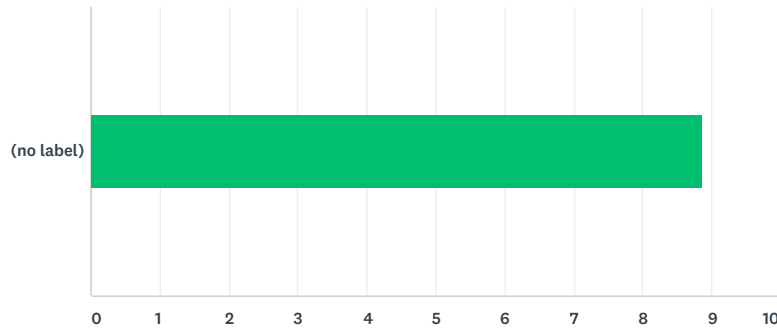


Q1 How would you rate the morale of the staff?

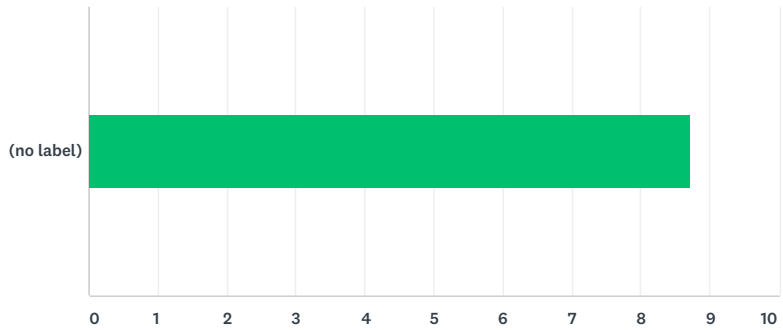
Answered: 43 Skipped: 1



| | EXTREMELY POOR | VERY POOR | POOR | SLIGHTLY POOR | AVERAGE | AVERAGE | SLIGHTLY GOOD | GOOD | VERY GOOD | EXTREMELY GOOD | N/A | TOTAL |
|------------|----------------|------------|------------|---------------|------------|------------|---------------|-------------|--------------|----------------|------------|-------|
| (no label) | 0.00% 0 | 0.00% 0 | 0.00% 0 | 2.33% 1 | 0.00% 0 | 2.33% 1 | 4.65% 2 | 18.60% 8 | 39.53% 17 | 32.56% 14 | 0.00% 0 | 43 |

Q2 How would you rate the morale of the congregation?

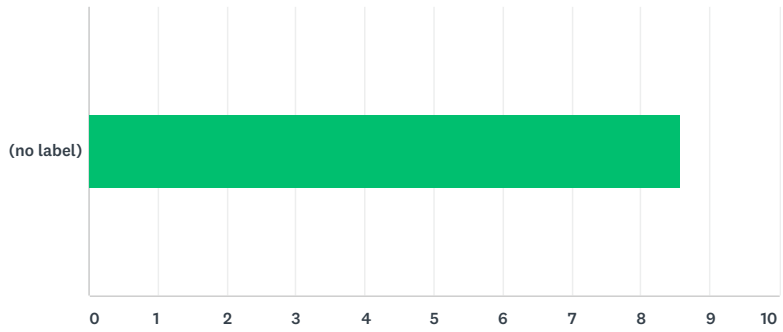
Answered: 43 Skipped: 1



| | EXTREMELY POOR | VERY POOR | POOR | SLIGHTLY POOR | AVERAGE | AVERAGE | SLIGHTLY GOOD | GOOD | VERY GOOD | EXTREMELY GOOD | N/A | TOTAL |
|------------|----------------|------------|------------|---------------|------------|------------|---------------|-------------|--------------|----------------|------------|-------|
| (no label) | 0.00% 0 | 0.00% 0 | 0.00% 0 | 0.00% 0 | 0.00% 0 | 2.33% 1 | 13.95% 6 | 18.60% 8 | 39.53% 17 | 25.58% 11 | 0.00% 0 | 43 |

Q3 Rate the clarity of the goals and vision from your leaders.

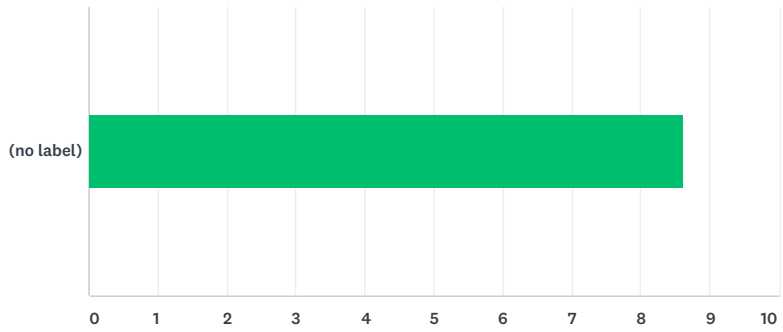
Answered: 43 Skipped: 1



| | EXTREMELY POOR | VERY POOR | POOR | SLIGHTLY POOR | AVERAGE | AVERAGE | SLIGHTLY GOOD | GOOD | VERY GOOD | EXTREMELY GOOD | N/A | TOTAL |
|------------|----------------|------------|------------|---------------|------------|------------|---------------|--------------|--------------|----------------|------------|-------|
| (no label) | 0.00% 0 | 0.00% 0 | 0.00% 0 | 0.00% 0 | 4.65% 2 | 6.98% 3 | 4.65% 2 | 23.26% 10 | 30.23% 13 | 30.23% 13 | 0.00% 0 | 43 |

Q4 Rate the method in which the leaders are leading your church.

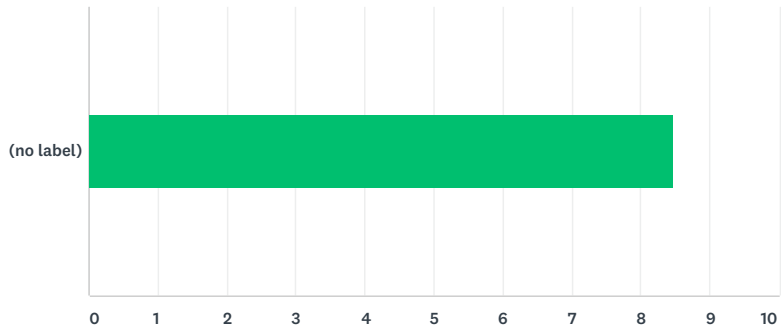
Answered: 42 Skipped: 2



| | EXTREMELY POOR | VERY POOR | POOR | SLIGHTLY POOR | AVERAGE | AVERAGE | SLIGHTLY GOOD | GOOD | VERY GOOD | EXTREMELY GOOD | N/A | TOTAL |
|------------|----------------|------------|------------|---------------|------------|------------|---------------|-------------|--------------|----------------|------------|-------|
| (no label) | 0.00% 0 | 0.00% 0 | 0.00% 0 | 2.38% 1 | 2.38% 1 | 4.76% 2 | 4.76% 2 | 21.43% 9 | 33.33% 14 | 28.57% 12 | 2.38% 1 | 42 |

Q5 How much do you feel cared for from the leaders?

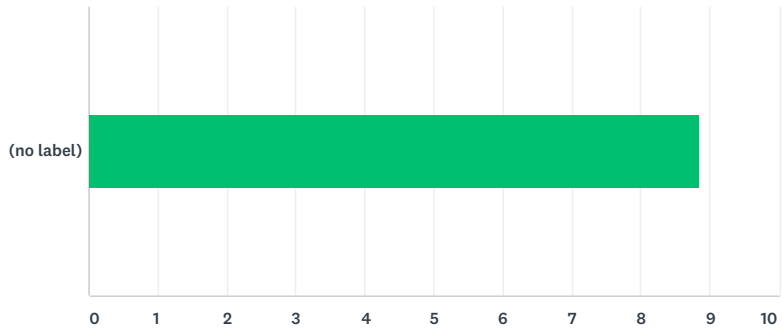
Answered: 44 Skipped: 0



| | EXTREMELY POOR | VERY POOR | POOR | SLIGHTLY POOR | AVERAGE | AVERAGE | SLIGHTLY GOOD | GOOD | VERY GOOD | EXTREMELY GOOD | N/A | TOTAL |
|------------|----------------|------------|------------|---------------|------------|-------------|---------------|-------------|-------------|----------------|------------|-------|
| (no label) | 0.00% 0 | 0.00% 0 | 2.27% 1 | 2.27% 1 | 2.27% 1 | 11.36% 5 | 2.27% 1 | 18.18% 8 | 20.45% 9 | 38.64% 17 | 2.27% 1 | 44 |

Q6 How much do you trust your leaders to make wise decisions?

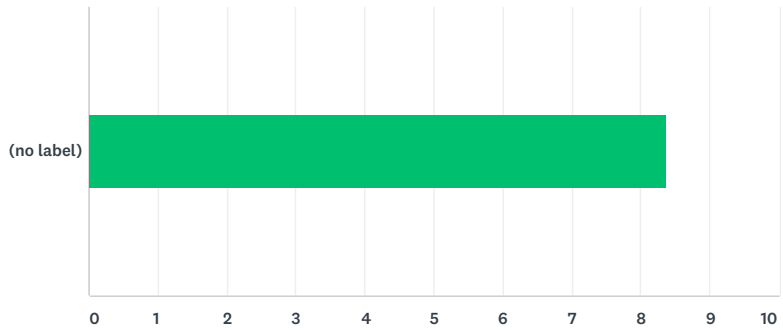
Answered: 44 Skipped: 0



| | EXTREMELY POOR | VERY POOR | POOR | SLIGHTLY POOR | AVERAGE | AVERAGE | SLIGHTLY GOOD | GOOD | VERY GOOD | EXTREMELY GOOD | N/A | TOTAL |
|------------|----------------|-----------|-------|---------------|---------|---------|---------------|--------|-----------|----------------|-------|-------|
| (no label) | 0.00% | 0.00% | 0.00% | 0.00% | 0.00% | 2.27% | 13.64% | 20.45% | 22.73% | 38.64% | 2.27% | 44 |
| | 0 | 0 | 0 | 0 | 0 | 1 | 6 | 9 | 10 | 17 | 1 | |

Q7 How well do your leaders see real threats?

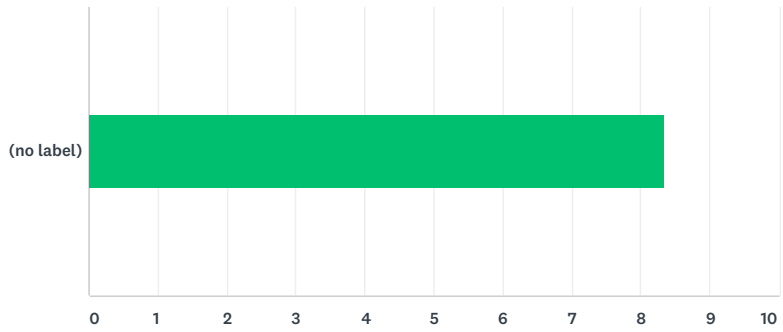
Answered: 40 Skipped: 4



| | EXTREMELY POOR | VERY POOR | POOR | SLIGHTLY POOR | AVERAGE | AVERAGE | SLIGHTLY GOOD | GOOD | VERY GOOD | EXTREMELY GOOD | N/A | TOTAL |
|------------|----------------|------------|------------|---------------|------------|------------|---------------|-------------|--------------|----------------|-------------|-------|
| (no label) | 0.00% 0 | 0.00% 0 | 0.00% 0 | 0.00% 0 | 2.50% 1 | 7.50% 3 | 7.50% 3 | 17.50% 7 | 35.00% 14 | 12.50% 5 | 17.50% 7 | 40 |

Q8 How well do your leaders listen to input of others?

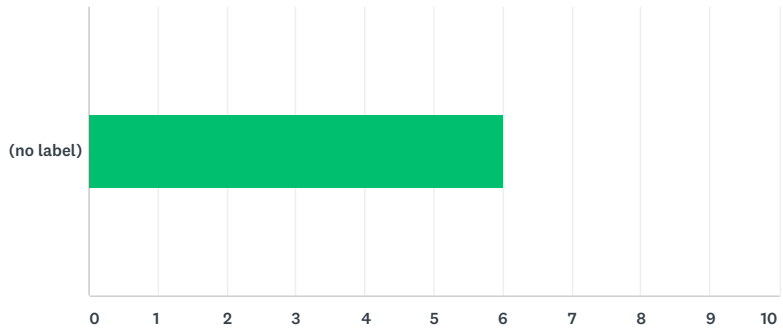
Answered: 42 Skipped: 2



| | EXTREMELY POOR | VERY POOR | POOR | SLIGHTLY POOR | AVERAGE | AVERAGE | SLIGHTLY GOOD | GOOD | VERY GOOD | EXTREMELY GOOD | N/A | TOTAL |
|------------|----------------|------------|------------|---------------|------------|------------|---------------|--------------|--------------|----------------|------------|-------|
| (no label) | 0.00% 0 | 0.00% 0 | 0.00% 0 | 4.76% 2 | 2.38% 1 | 2.38% 1 | 4.76% 2 | 28.57% 12 | 35.71% 15 | 16.67% 7 | 4.76% 2 | 42 |

Q9 Rate the condition of your finances as a church.

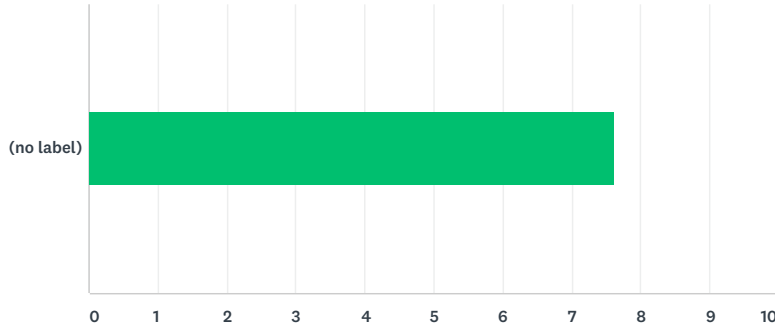
Answered: 41 Skipped: 3



| | EXTREMELY POOR | VERY POOR | POOR | SLIGHTLY POOR | AVERAGE | AVERAGE | SLIGHTLY GOOD | GOOD | VERY GOOD | EXTREMELY GOOD | N/A | TOTAL |
|------------|----------------|------------|------------|---------------|------------|-------------|---------------|-------------|------------|----------------|------------|-------|
| (no label) | 0.00% 0 | 0.00% 0 | 7.32% 3 | 19.51% 8 | 7.32% 3 | 12.20% 5 | 24.39% 10 | 14.63% 6 | 4.88% 2 | 0.00% 0 | 9.76% 4 | 41 |

Q10 Rate the condition of your marriage and family counseling services as a church.

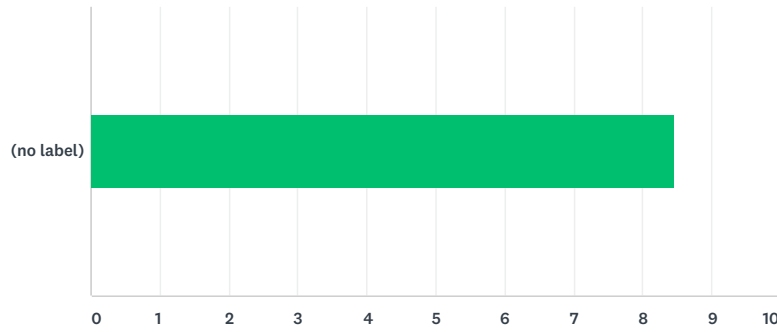
Answered: 43 Skipped: 1



| | EXTREMELY POOR | VERY POOR | POOR | SLIGHTLY POOR | AVERAGE | AVERAGE | SLIGHTLY GOOD | GOOD | VERY GOOD | EXTREMELY GOOD | N/A | TOTAL |
|------------|----------------|-----------|-------|---------------|---------|---------|---------------|--------|-----------|----------------|--------|-------|
| (no label) | 2.33% | 0.00% | 0.00% | 4.65% | 4.65% | 6.98% | 4.65% | 37.21% | 11.63% | 11.63% | 16.28% | 43 |
| | 1 | 0 | 0 | 2 | 2 | 3 | 2 | 16 | 5 | 5 | 7 | 43 |

Q11 Rate the health of your small groups and bible study groups.

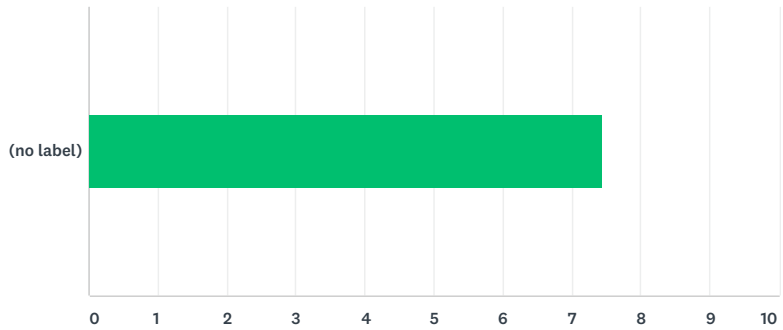
Answered: 42 Skipped: 2



| | EXTREMELY POOR | VERY POOR | POOR | SLIGHTLY POOR | AVERAGE | AVERAGE | SLIGHTLY GOOD | GOOD | VERY GOOD | EXTREMELY GOOD | N/A | TOTAL |
|------------|----------------|------------|------------|---------------|------------|------------|---------------|--------------|-------------|----------------|-------------|-------|
| (no label) | 0.00% 0 | 0.00% 0 | 0.00% 0 | 0.00% 0 | 0.00% 0 | 4.76% 2 | 11.90% 5 | 26.19% 11 | 21.43% 9 | 19.05% 8 | 16.67% 7 | 42 |

Q12 Rate the health of your young adult ministry. 12-18

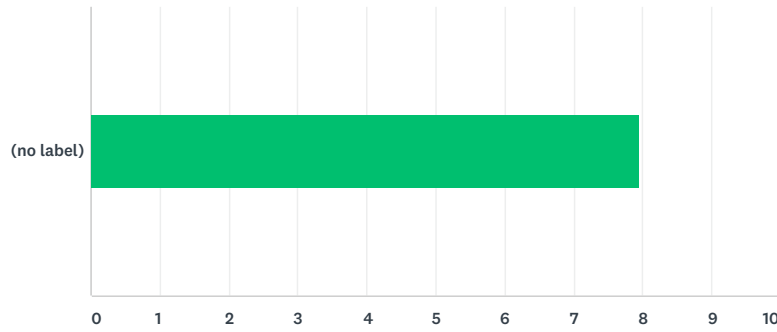
Answered: 43 Skipped: 1



| | EXTREMELY POOR | VERY POOR | POOR | SLIGHTLY POOR | AVERAGE | AVERAGE | SLIGHTLY GOOD | GOOD | VERY GOOD | EXTREMELY GOOD | N/A | TOTAL |
|------------|----------------|------------|------------|---------------|------------|------------|---------------|--------------|-------------|----------------|--------------|-------|
| (no label) | 0.00% 0 | 0.00% 0 | 4.65% 2 | 4.65% 2 | 4.65% 2 | 2.33% 1 | 9.30% 4 | 30.23% 13 | 13.95% 6 | 6.98% 3 | 23.26% 10 | 43 |

Q13 Rate the health of your college/career ministry. 18-28

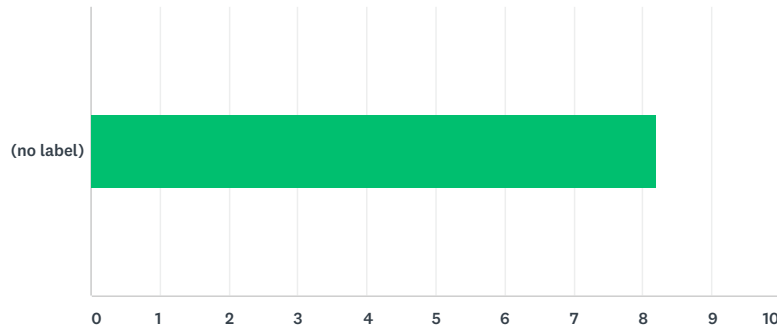
Answered: 43 Skipped: 1



| | EXTREMELY POOR | VERY POOR | POOR | SLIGHTLY POOR | AVERAGE | AVERAGE | SLIGHTLY GOOD | GOOD | VERY GOOD | EXTREMELY GOOD | N/A | TOTAL |
|------------|----------------|------------|------------|---------------|------------|------------|---------------|--------------|-------------|----------------|-------------|-------|
| (no label) | 0.00% 0 | 0.00% 0 | 9.30% 4 | 0.00% 0 | 4.65% 2 | 0.00% 0 | 6.98% 3 | 23.26% 10 | 20.93% 9 | 20.93% 9 | 13.95% 6 | 43 |

Q14 Rate the health of your children's ministry.(under 12)

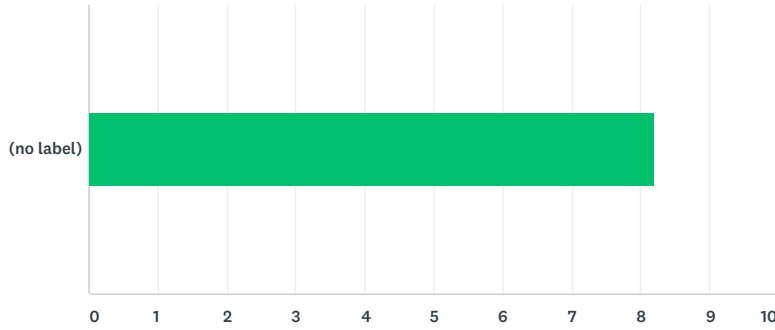
Answered: 42 Skipped: 2



| | EXTREMELY POOR | VERY POOR | POOR | SLIGHTLY POOR | AVERAGE | AVERAGE | SLIGHTLY GOOD | GOOD | VERY GOOD | EXTREMELY GOOD | N/A | TOTAL |
|------------|----------------|------------|------------|---------------|------------|------------|---------------|--------------|-------------|----------------|-------------|-------|
| (no label) | 0.00% 0 | 0.00% 0 | 0.00% 0 | 0.00% 0 | 0.00% 0 | 7.14% 3 | 11.90% 5 | 28.57% 12 | 19.05% 8 | 11.90% 5 | 21.43% 9 | 42 |

Q15 Rate the health of your music/praise team.

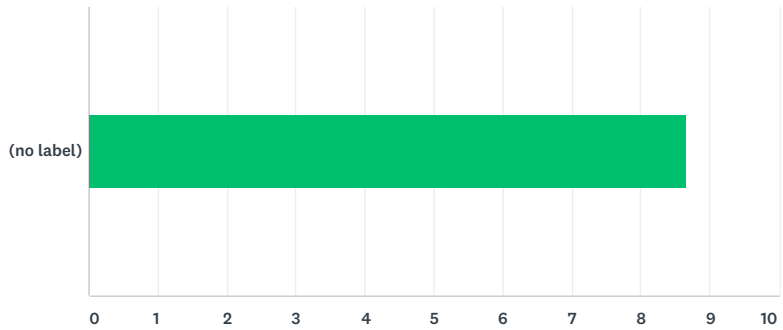
Answered: 43 Skipped: 1



| | EXTREMELY POOR | VERY POOR | POOR | SLIGHTLY POOR | AVERAGE | AVERAGE | SLIGHTLY GOOD | GOOD | VERY GOOD | EXTREMELY GOOD | N/A | TOTAL |
|------------|----------------|------------|------------|---------------|------------|------------|---------------|--------------|--------------|----------------|------------|-------|
| (no label) | 0.00% 0 | 0.00% 0 | 2.33% 1 | 2.33% 1 | 2.33% 1 | 9.30% 4 | 4.65% 2 | 25.58% 11 | 34.88% 15 | 18.60% 8 | 0.00% 0 | 43 |

Q16 Rate the level of hospitality when people are entering/leaving.

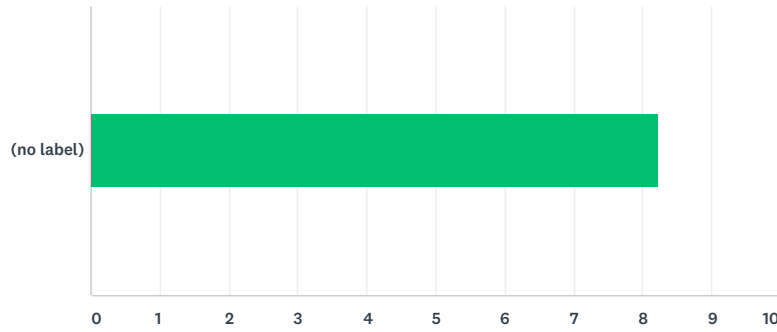
Answered: 44 Skipped: 0



| | EXTREMELY POOR | VERY POOR | POOR | SLIGHTLY POOR | AVERAGE | AVERAGE | SLIGHTLY GOOD | GOOD | VERY GOOD | EXTREMELY GOOD | N/A | TOTAL |
|------------|----------------|------------|------------|---------------|------------|------------|---------------|--------------|--------------|----------------|------------|-------|
| (no label) | 0.00% 0 | 0.00% 0 | 2.27% 1 | 0.00% 0 | 0.00% 0 | 2.27% 1 | 6.82% 3 | 22.73% 10 | 43.18% 19 | 22.73% 10 | 0.00% 0 | 44 |

Q17 How effective is your church at discipleship? (extra training and teaching classes)

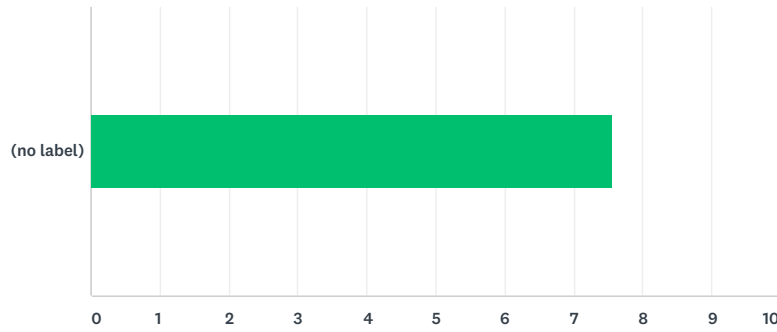
Answered: 43 Skipped: 1



| | EXTREMELY POOR | VERY POOR | POOR | SLIGHTLY POOR | AVERAGE | AVERAGE | SLIGHTLY GOOD | GOOD | VERY GOOD | EXTREMELY GOOD | N/A | TOTAL |
|------------|----------------|-----------|-------|---------------|---------|---------|---------------|--------|-----------|----------------|-------|-------|
| (no label) | 0.00% | 0.00% | 0.00% | 2.33% | 4.65% | 2.33% | 13.95% | 27.91% | 25.58% | 18.60% | 4.65% | 43 |
| | 0 | 0 | 0 | 1 | 2 | 1 | 6 | 12 | 11 | 8 | 2 | |

Q18 How effective is the lay leader development?

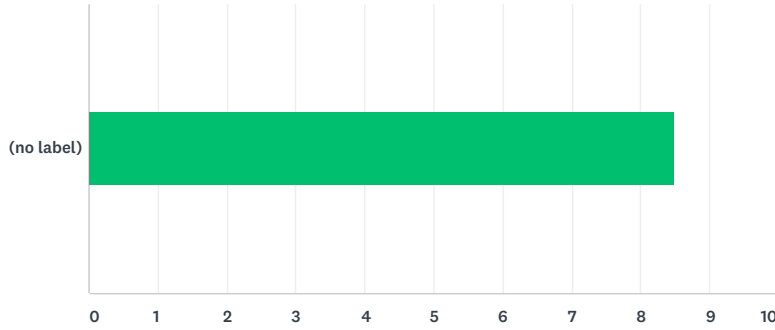
Answered: 41 Skipped: 3



| | EXTREMELY POOR | VERY POOR | POOR | SLIGHTLY POOR | AVERAGE | AVERAGE | SLIGHTLY GOOD | GOOD | VERY GOOD | EXTREMELY GOOD | N/A | TOTAL |
|------------|----------------|------------|------------|---------------|------------|------------|---------------|--------------|-------------|----------------|--------------|-------|
| (no label) | 0.00% 0 | 0.00% 0 | 2.44% 1 | 2.44% 1 | 7.32% 3 | 9.76% 4 | 2.44% 1 | 26.83% 11 | 17.07% 7 | 7.32% 3 | 24.39% 10 | 41 |

Q19 Rate your satisfaction of number of hours worked each week. (staff only)

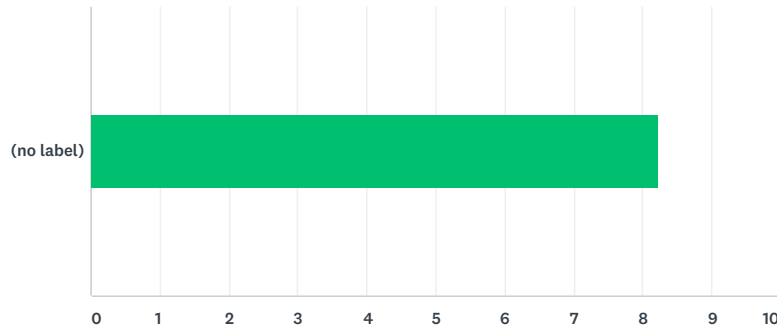
Answered: 33 Skipped: 11



| | EXTREMELY POOR | VERY POOR | POOR | SLIGHTLY POOR | AVERAGE | AVERAGE | SLIGHTLY GOOD | GOOD | VERY GOOD | EXTREMELY GOOD | N/A | TOTAL |
|------------|----------------|-----------|-------|---------------|---------|---------|---------------|--------|-----------|----------------|--------|-------|
| (no label) | 0.00% | 0.00% | 0.00% | 0.00% | 0.00% | 0.00% | 6.06% | 18.18% | 9.09% | 9.09% | 57.58% | 33 |
| | 0 | 0 | 0 | 0 | 0 | 0 | 2 | 6 | 3 | 3 | 19 | |

Q20 How well do the leaders invite input or criticism from others?

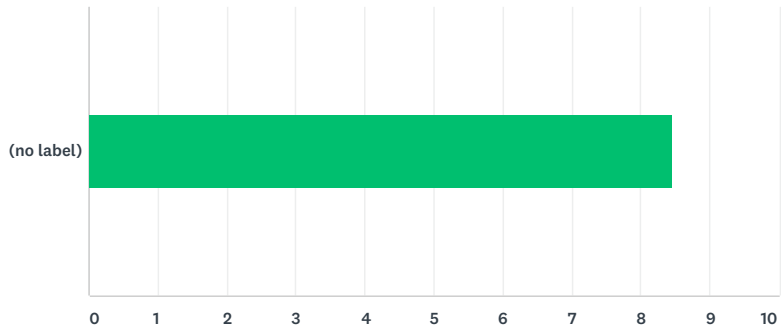
Answered: 42 Skipped: 2



| | EXTREMELY POOR | VERY POOR | POOR | SLIGHTLY POOR | AVERAGE | AVERAGE | SLIGHTLY GOOD | GOOD | VERY GOOD | EXTREMELY GOOD | N/A | TOTAL |
|------------|----------------|------------|------------|---------------|------------|------------|---------------|--------------|--------------|----------------|------------|-------|
| (no label) | 0.00% 0 | 0.00% 0 | 2.38% 1 | 2.38% 1 | 2.38% 1 | 2.38% 1 | 9.52% 4 | 28.57% 12 | 26.19% 11 | 19.05% 8 | 7.14% 3 | 42 |

Q21 How effective is the leadership team at managing conflict?

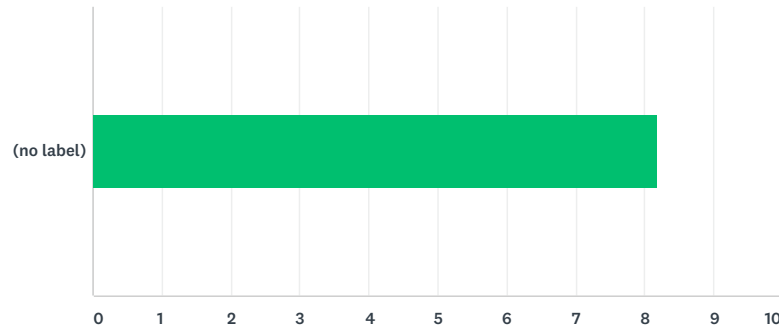
Answered: 41 Skipped: 3



| | EXTREMELY POOR | VERY POOR | POOR | SLIGHTLY POOR | AVERAGE | AVERAGE | SLIGHTLY GOOD | GOOD | VERY GOOD | EXTREMELY GOOD | N/A | TOTAL |
|------------|----------------|------------|------------|---------------|------------|------------|---------------|-------------|--------------|----------------|--------------|-------|
| (no label) | 0.00% 0 | 0.00% 0 | 0.00% 0 | 0.00% 0 | 4.88% 2 | 2.44% 1 | 4.88% 2 | 14.63% 6 | 31.71% 13 | 12.20% 5 | 29.27% 12 | 4 |

Q22 Rate your relationship with your senior pastor.

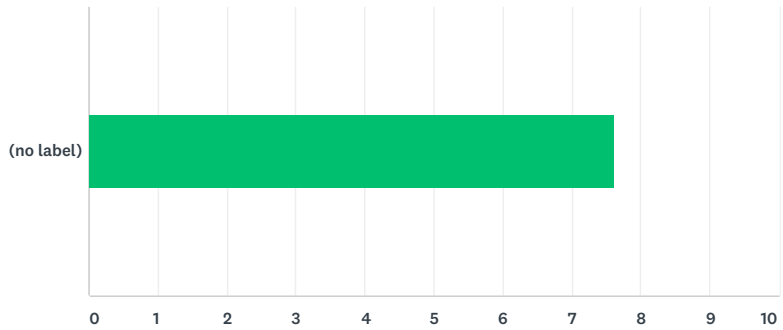
Answered: 43 Skipped: 1



| | EXTREMELY POOR | VERY POOR | POOR | SLIGHTLY POOR | AVERAGE | AVERAGE | SLIGHTLY GOOD | GOOD | VERY GOOD | EXTREMELY GOOD | N/A | TOTAL |
|------------|----------------|------------|------------|---------------|------------|------------|---------------|--------------|--------------|----------------|------------|-------|
| (no label) | 0.00% 0 | 0.00% 0 | 0.00% 0 | 0.00% 0 | 9.30% 4 | 9.30% 4 | 4.65% 2 | 25.58% 11 | 30.23% 13 | 18.60% 8 | 2.33% 1 | 43 |

Q23 Rate your relationship with the other pastors on staff.

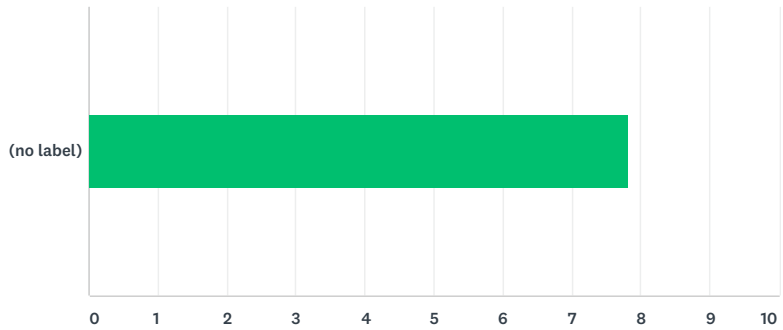
Answered: 43 Skipped: 1



| | EXTREMELY POOR | VERY POOR | POOR | SLIGHTLY POOR | AVERAGE | AVERAGE | SLIGHTLY GOOD | GOOD | VERY GOOD | EXTREMELY GOOD | N/A | TOTAL |
|------------|----------------|------------|------------|---------------|------------|--------------|---------------|--------------|-------------|----------------|------------|-------|
| (no label) | 0.00% 0 | 0.00% 0 | 0.00% 0 | 0.00% 0 | 4.65% 2 | 25.58% 11 | 11.63% 5 | 25.58% 11 | 20.93% 9 | 9.30% 4 | 2.33% 1 | 43 |

Q24 Rate your relationship with the other leaders in the church.

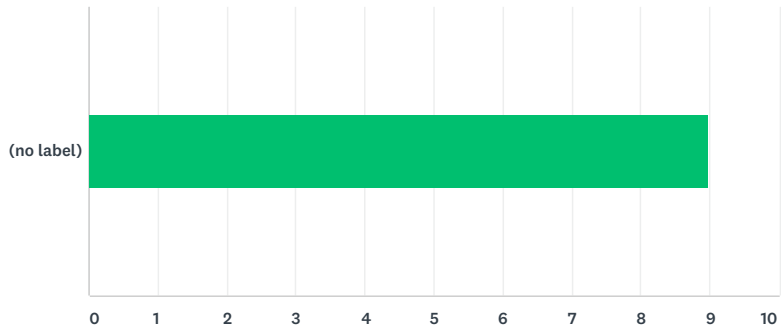
Answered: 43 Skipped: 1



| | EXTREMELY POOR | VERY POOR | POOR | SLIGHTLY POOR | AVERAGE | AVERAGE | SLIGHTLY GOOD | GOOD | VERY GOOD | EXTREMELY GOOD | N/A | TOTAL |
|------------|----------------|------------|------------|---------------|------------|-------------|---------------|--------------|-------------|----------------|------------|-------|
| (no label) | 0.00% 0 | 0.00% 0 | 0.00% 0 | 2.33% 1 | 2.33% 1 | 16.28% 7 | 6.98% 3 | 32.56% 14 | 20.93% 9 | 9.30% 4 | 9.30% 4 | 43 |

Q25 How effective is the senior pastor at leading people and the church?

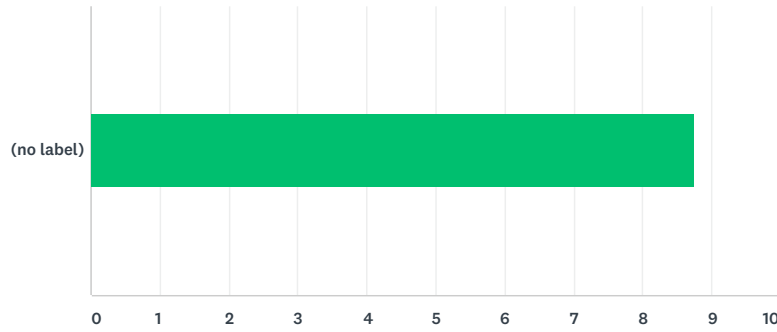
Answered: 43 Skipped: 1



| | EXTREMELY POOR | VERY POOR | POOR | SLIGHTLY POOR | AVERAGE | AVERAGE | SLIGHTLY GOOD | GOOD | VERY GOOD | EXTREMELY GOOD | N/A | TOTAL |
|------------|----------------|------------|------------|---------------|------------|------------|---------------|-------------|--------------|----------------|------------|-------|
| (no label) | 0.00% 0 | 0.00% 0 | 0.00% 0 | 0.00% 0 | 0.00% 0 | 2.33% 1 | 4.65% 2 | 18.60% 8 | 39.53% 17 | 32.56% 14 | 2.33% 1 | 43 |

Q26 How effective is the senior pastor at communicating vision and direction to the church?

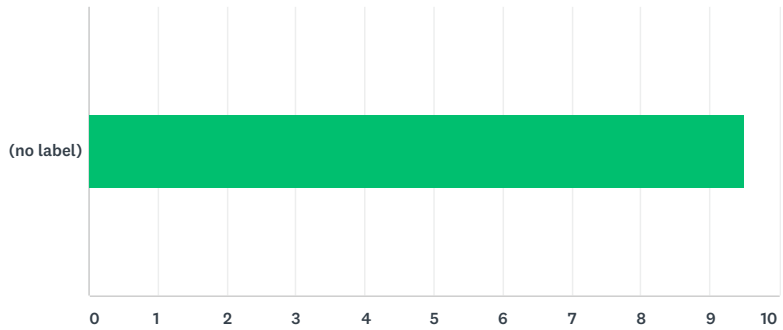
Answered: 43 Skipped: 1



| | EXTREMELY POOR | VERY POOR | POOR | SLIGHTLY POOR | AVERAGE | AVERAGE | SLIGHTLY GOOD | GOOD | VERY GOOD | EXTREMELY GOOD | N/A | TOTAL |
|------------|----------------|-----------|-------|---------------|---------|---------|---------------|--------|-----------|----------------|-------|-------|
| (no label) | 0.00% | 0.00% | 0.00% | 2.33% | 2.33% | 2.33% | 2.33% | 25.58% | 32.56% | 32.56% | 0.00% | 43 |
| | 0 | 0 | 0 | 1 | 1 | 1 | 1 | 11 | 14 | 14 | 0 | |

Q27 How effective is the senior pastor at preaching to the church?

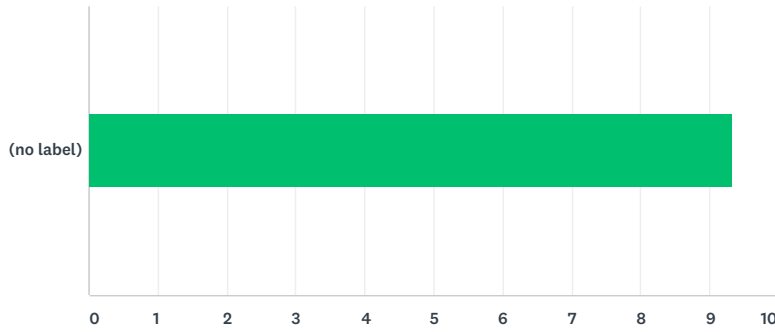
Answered: 43 Skipped: 1



| | EXTREMELY POOR | VERY POOR | POOR | SLIGHTLY POOR | AVERAGE | AVERAGE | SLIGHTLY GOOD | GOOD | VERY GOOD | EXTREMELY GOOD | N/A | TOTAL |
|------------|----------------|------------|------------|---------------|------------|------------|---------------|------------|--------------|----------------|------------|-------|
| (no label) | 0.00% 0 | 0.00% 0 | 0.00% 0 | 0.00% 0 | 0.00% 0 | 0.00% 0 | 0.00% 0 | 6.98% 3 | 37.21% 16 | 55.81% 24 | 0.00% 0 | 43 |

Q28 During the sermons do you feel encouraged, educated, valued and edified?

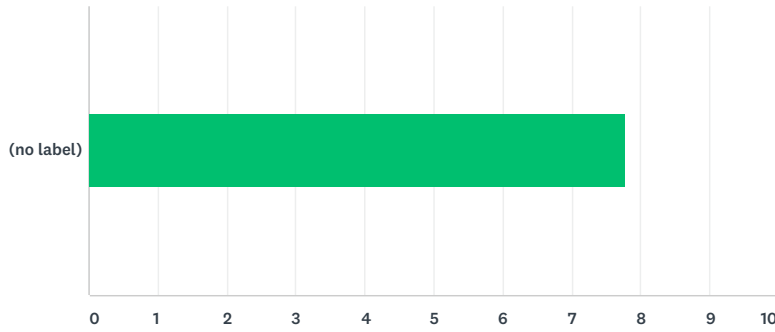
Answered: 44 Skipped: 0



| | EXTREMELY POOR | VERY POOR | POOR | SLIGHTLY POOR | AVERAGE | AVERAGE | SLIGHTLY GOOD | GOOD | VERY GOOD | EXTREMELY GOOD | N/A | TOTAL |
|------------|----------------|-----------|-------|---------------|---------|---------|---------------|-------|-----------|----------------|-------|-------|
| (no label) | 0.00% | 0.00% | 0.00% | 0.00% | 0.00% | 2.27% | 2.27% | 9.09% | 31.82% | 54.55% | 0.00% | 44 |
| | 0 | 0 | 0 | 0 | 0 | 1 | 1 | 4 | 14 | 24 | 0 | |

Q29 How responsive are the pastors at responding to emails or phone calls?

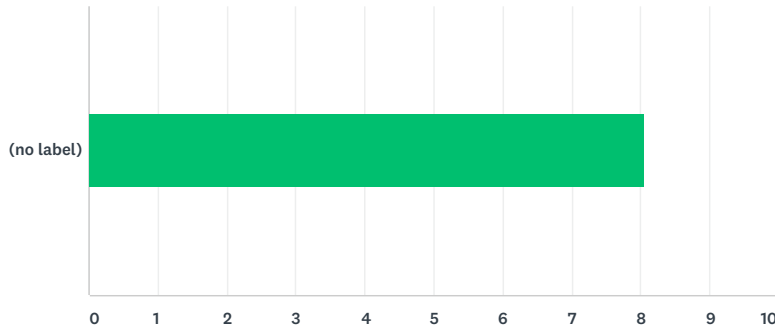
Answered: 44 Skipped: 0



| | EXTREMELY POOR | VERY POOR | POOR | SLIGHTLY POOR | AVERAGE | AVERAGE | SLIGHTLY GOOD | GOOD | VERY GOOD | EXTREMELY GOOD | N/A | TOTAL |
|------------|----------------|-----------|-------|---------------|---------|---------|---------------|--------|-----------|----------------|--------|-------|
| (no label) | 0.00% | 2.27% | 0.00% | 4.55% | 2.27% | 11.36% | 11.36% | 15.91% | 27.27% | 13.64% | 11.36% | 44 |
| | 0 | 1 | 0 | 2 | 1 | 5 | 5 | 7 | 12 | 6 | 5 | |

Q30 How effective/frequent does the congregation reach out and care for each other?

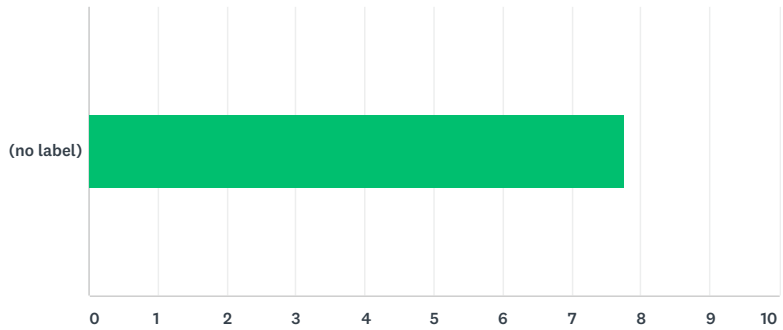
Answered: 43 Skipped: 1



| | EXTREMELY POOR | VERY POOR | POOR | SLIGHTLY POOR | AVERAGE | AVERAGE | SLIGHTLY GOOD | GOOD | VERY GOOD | EXTREMELY GOOD | N/A | TOTAL |
|------------|----------------|-----------|-------|---------------|---------|---------|---------------|--------|-----------|----------------|-------|-------|
| (no label) | 0.00% | 0.00% | 0.00% | 2.33% | 0.00% | 16.28% | 9.30% | 27.91% | 27.91% | 13.95% | 2.33% | 43 |
| | 0 | 0 | 0 | 1 | 0 | 7 | 4 | 12 | 12 | 6 | 1 | |

Q31 How would you rate the spiritual depth of the congregation?

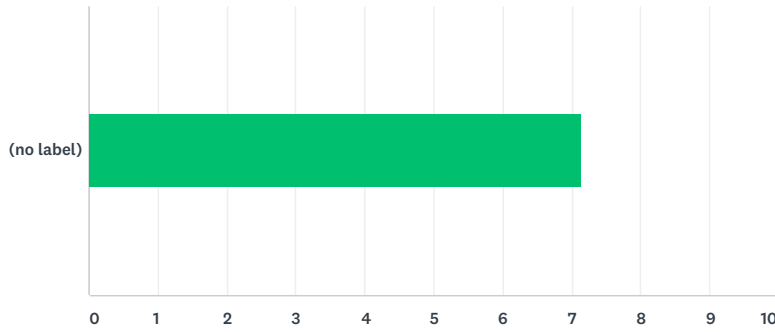
Answered: 43 Skipped: 1



| | EXTREMELY POOR | VERY POOR | POOR | SLIGHTLY POOR | AVERAGE | AVERAGE | SLIGHTLY GOOD | GOOD | VERY GOOD | EXTREMELY GOOD | N/A | TOTAL |
|------------|----------------|------------|------------|---------------|------------|-------------|---------------|--------------|--------------|----------------|------------|-------|
| (no label) | 0.00% 0 | 0.00% 0 | 0.00% 0 | 4.65% 2 | 4.65% 2 | 11.63% 5 | 4.65% 2 | 39.53% 17 | 27.91% 12 | 4.65% 2 | 2.33% 1 | 43 |

Q32 How well do the staff feel 'taken care of' by the church/leaders? (staff only)

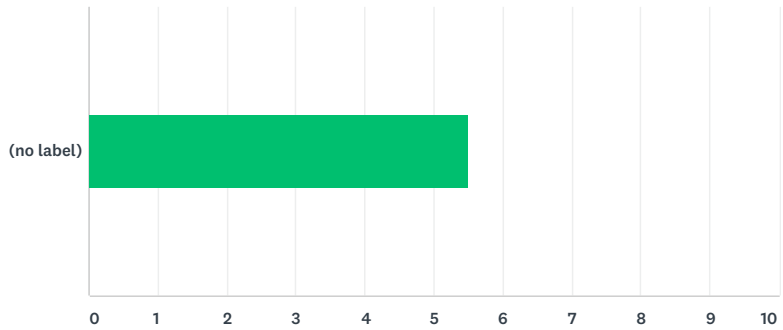
Answered: 29 Skipped: 15



| | EXTREMELY POOR | VERY POOR | POOR | SLIGHTLY POOR | AVERAGE | AVERAGE | SLIGHTLY GOOD | GOOD | VERY GOOD | EXTREMELY GOOD | N/A | TOTAL |
|------------|----------------|-----------|-------|---------------|---------|---------|---------------|--------|-----------|----------------|--------|-------|
| (no label) | 0.00% | 0.00% | 0.00% | 3.45% | 3.45% | 0.00% | 0.00% | 13.79% | 3.45% | 0.00% | 75.86% | 29 |
| | 0 | 0 | 0 | 1 | 1 | 0 | 0 | 4 | 1 | 0 | 22 | |

Q33 How frequent/productive are your staff meetings? (staff only)

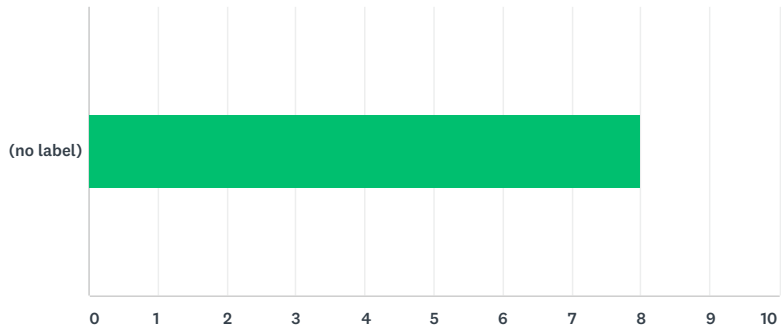
Answered: 27 Skipped: 17



| | EXTREMELY POOR | VERY POOR | POOR | SLIGHTLY POOR | AVERAGE | AVERAGE | SLIGHTLY GOOD | GOOD | VERY GOOD | EXTREMELY GOOD | N/A | TOTAL |
|------------|----------------|------------|------------|---------------|------------|------------|---------------|------------|------------|----------------|--------------|-------|
| (no label) | 0.00% 0 | 0.00% 0 | 3.70% 1 | 0.00% 0 | 0.00% 0 | 0.00% 0 | 0.00% 0 | 3.70% 1 | 0.00% 0 | 0.00% 0 | 92.59% 25 | 27 |

Q34 Rate your satisfaction of benefits provided. (staff only)

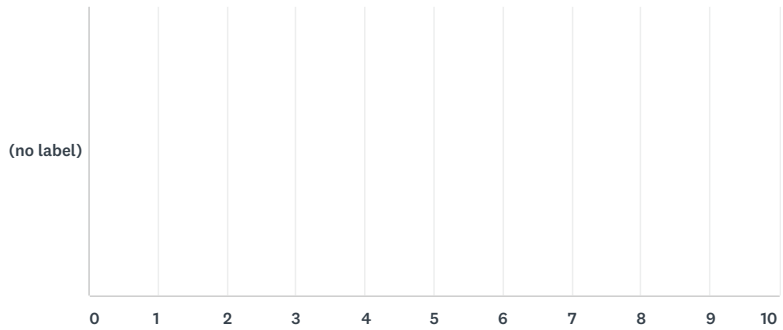
Answered: 27 Skipped: 17



| | EXTREMELY POOR | VERY POOR | POOR | SLIGHTLY POOR | AVERAGE | AVERAGE | SLIGHTLY GOOD | GOOD | VERY GOOD | EXTREMELY GOOD | N/A | TOTAL |
|------------|----------------|------------|------------|---------------|------------|------------|---------------|------------|------------|----------------|--------------|-------|
| (no label) | 0.00% 0 | 0.00% 0 | 0.00% 0 | 0.00% 0 | 0.00% 0 | 0.00% 0 | 0.00% 0 | 3.70% 1 | 0.00% 0 | 0.00% 0 | 96.30% 26 | 27 |

Q35 How effective/frequent are the employee reviews? (staff Only)

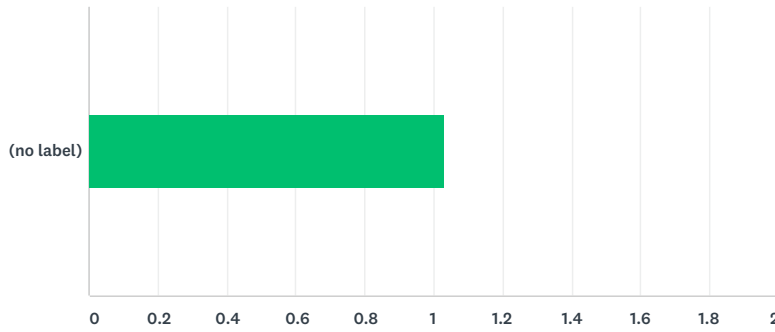
Answered: 27 Skipped: 17



| | EXTREMELY POOR | VERY POOR | POOR | SLIGHTLY POOR | AVERAGE | AVERAGE | SLIGHTLY GOOD | GOOD | VERY GOOD | EXTREMELY GOOD | N/A | TOTAL |
|------------|----------------|------------|------------|---------------|------------|------------|---------------|------------|------------|----------------|---------------|-------|
| (no label) | 0.00% 0 | 0.00% 0 | 0.00% 0 | 0.00% 0 | 0.00% 0 | 0.00% 0 | 0.00% 0 | 0.00% 0 | 0.00% 0 | 0.00% 0 | 100.00% 27 | 27 |

Q36 Is the morale at a healthy level regarding the staff and leadership?

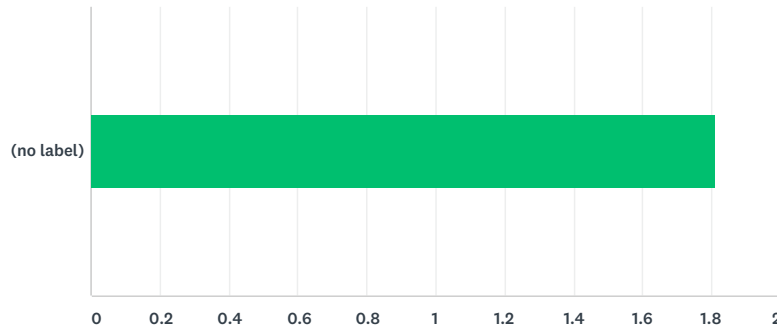
Answered: 37 Skipped: 7



| | YES | NO | TOTAL | WEIGHTED AVERAGE |
|------------|--------------|------------|-------|------------------|
| (no label) | 97.30% 36 | 2.70% 1 | 37 | 1.03 |

Q37 Are you concerned about the health of the church?

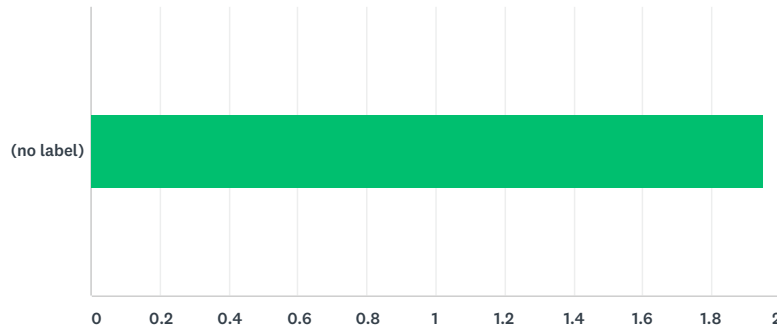
Answered: 43 Skipped: 1



| | YES | NO | TOTAL | WEIGHTED AVERAGE |
|------------|-------------|--------------|-------|------------------|
| (no label) | 18.60% 8 | 81.40% 35 | 43 | 1.81 |

Q38 Are you aware people wanting to leave your church?

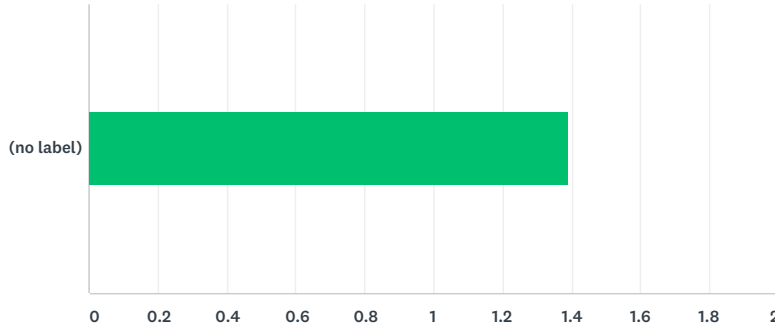
Answered: 43 Skipped: 1



| | YES | NO | TOTAL | WEIGHTED AVERAGE |
|------------|------------|--------------|-------|------------------|
| (no label) | 4.65% 2 | 95.35% 41 | 43 | 1.95 |

Q39 Do you think the staff, leaders or lay leaders need more training/mentoring?

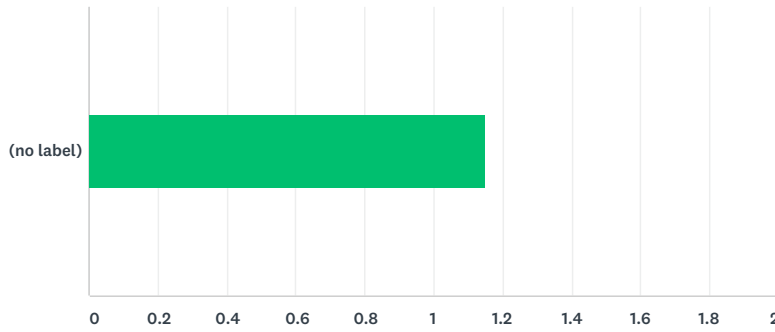
Answered: 36 Skipped: 8



| | YES | NO | TOTAL | WEIGHTED AVERAGE |
|------------|--------------|--------------|-------|------------------|
| (no label) | 61.11% 22 | 38.89% 14 | 36 | 1.39 |

Q40 Do you feel like you really matter to the leaders?

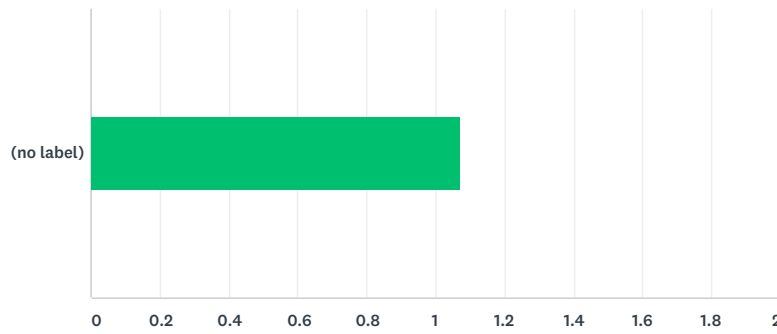
Answered: 41 Skipped: 3



| | YES | NO | TOTAL | WEIGHTED AVERAGE |
|------------|--------------|-------------|-------|------------------|
| (no label) | 85.37% 35 | 14.63% 6 | 41 | 1.15 |

Q41 Do you feel like your opinions are valued?

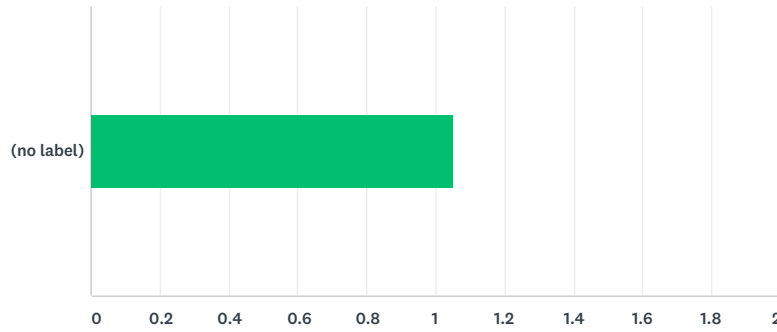
Answered: 40 Skipped: 4



| | YES | NO | TOTAL | WEIGHTED AVERAGE |
|------------|--------------|------------|-------|------------------|
| (no label) | 92.50% 37 | 7.50% 3 | 40 | 1.07 |

Q42 Do you appreciate the elder's/deacon's method of leading?

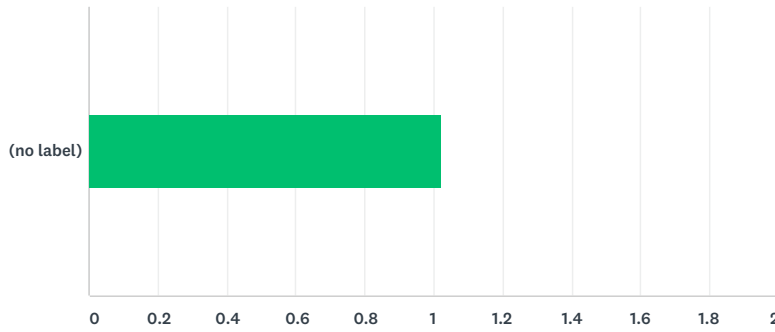
Answered: 37 Skipped: 7



| | YES | NO | TOTAL | WEIGHTED AVERAGE |
|------------|--------------|------------|-------|------------------|
| (no label) | 94.59% 35 | 5.41% 2 | 37 | 1.05 |

Q43 Do you appreciate your senior pastor's method of leadership?

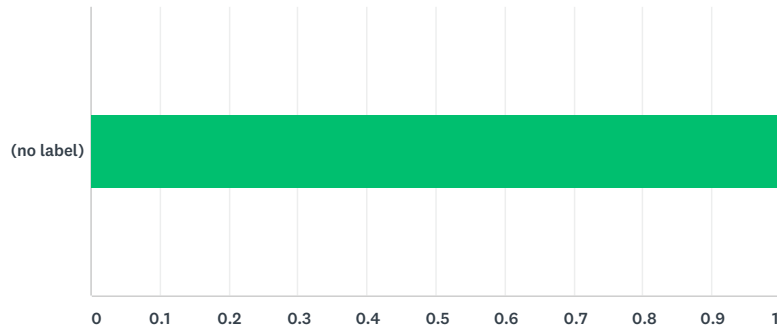
Answered: 42 Skipped: 2



| | YES | NO | TOTAL | WEIGHTED AVERAGE |
|------------|--------------|------------|-------|------------------|
| (no label) | 97.62% 41 | 2.38% 1 | 42 | 1.02 |

Q44 Do you appreciate your senior pastor's method of preaching?

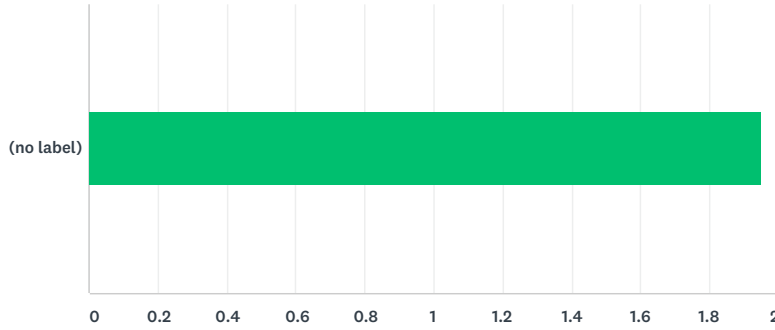
Answered: 44 Skipped: 0



| | YES | NO | TOTAL | WEIGHTED AVERAGE |
|------------|---------------|------------|-------|------------------|
| (no label) | 100.00% 44 | 0.00% 0 | 44 | 1.00 |

Q45 Do you think a significant change is necessary within the leadership team?

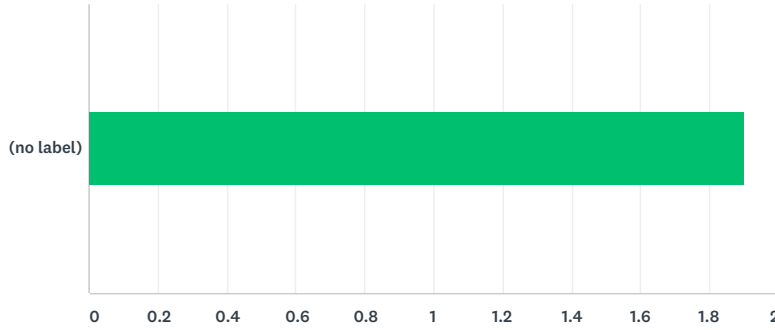
Answered: 41 Skipped: 3



| | YES | NO | TOTAL | WEIGHTED AVERAGE |
|------------|------------|--------------|-------|------------------|
| (no label) | 4.88% 2 | 95.12% 39 | 41 | 1.95 |

Q46 Do you think the method of communication from the leaders needs a significant change?

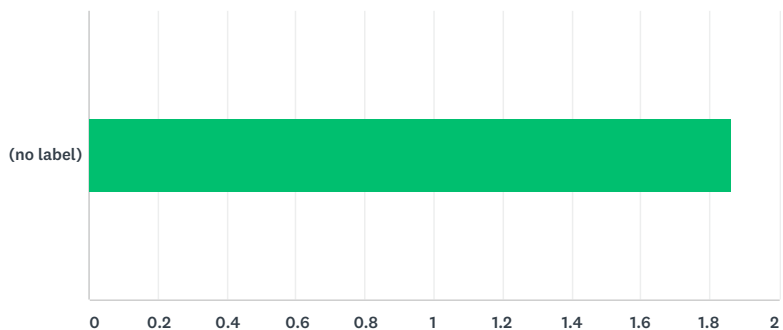
Answered: 40 Skipped: 4



| | YES | NO | TOTAL | WEIGHTED AVERAGE |
|------------|-------------|--------------|-------|------------------|
| (no label) | 10.00% 4 | 90.00% 36 | 40 | 1.90 |

Q47 Are there any areas needing immediate attention?

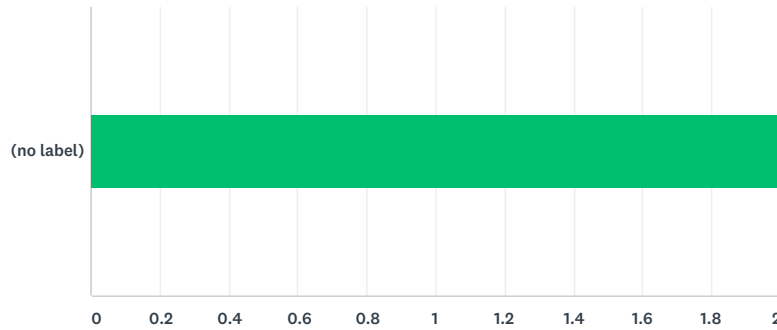
Answered: 37 Skipped: 7



| | YES | NO | TOTAL | WEIGHTED AVERAGE |
|------------|-------------|--------------|-------|------------------|
| (no label) | 13.51% 5 | 86.49% 32 | 37 | 1.86 |

Q48 Are you aware of anyone working an unhealthy amount of hours?

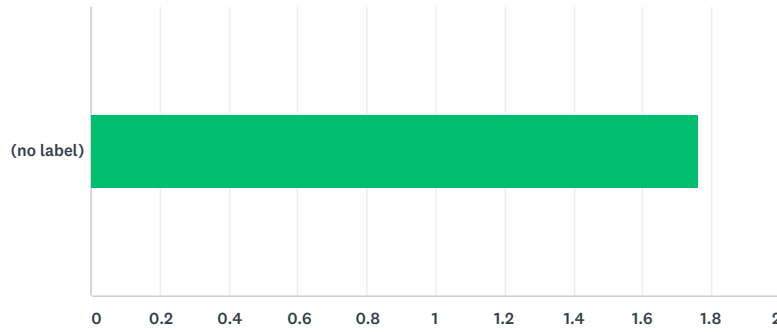
Answered: 42 Skipped: 2



| | YES | NO | TOTAL | WEIGHTED AVERAGE |
|------------|------------|---------------|-------|------------------|
| (no label) | 0.00% 0 | 100.00% 42 | 42 | 2.00 |

Q49 Would you change anything about the church service?

Answered: 41 Skipped: 3



| | YES | NO | TOTAL | WEIGHTED AVERAGE |
|------------|--------------|--------------|-------|------------------|
| (no label) | 24.39% 10 | 75.61% 31 | 41 | 1.76 |

Q50 Are the sermons relatable to your personal life?

Answered: 0 Skipped: 44

⚠ No matching responses.

| | YES | NO | TOTAL | WEIGHTED AVERAGE |
|------------|------------|------------|-------|------------------|
| (no label) | 0.00% 0 | 0.00% 0 | 0 | 0.00 |