


# BOOKS OF THE BIBLE

## LESSON SNAPSHOT



### **BOTTOM LINE:**

The Bible teaches us how we can be saved from sin.

### **OBJECTIVE:**

Kids will be able to say all 66 Books of the Bible.

### **KEY PASSAGE:**

Philippians 2:1-11, Having the Mind of Christ

### **MEMORY VERSE:**

*"God has breathed life into all Scripture. It is useful for teaching us what is true. It is useful for correcting our mistakes. It is useful for making our lives whole again. It is useful for training us to do what is right." - 2 Timothy 3:16 (NIRV)*

### **SUMMARY:**

The Bible is the road to Heaven. It is the story of us and God and how God made a way to save us from sin. If we commit our lives to Jesus and follow God's Word, He will lead us our whole lives!

### **SIMPLE PRAYER:**

*Dear God,*

*Thank you for giving us the Bible.*

*In Jesus' name,*

*Amen*

# BOOKS OF THE BIBLE

## MEMORY VERSE



*"All Scripture is God-breathed and is useful for teaching, rebuking, correcting and training in righteousness." 2 Timothy 3:16 (NIV)*

*"God has breathed life into all Scripture. It is useful for teaching us what is true. It is useful for correcting our mistakes. It is useful for making our lives whole again. It is useful for training us to do what is right." 2 Timothy 3:16 (NirV)*

### **LARGE GROUP:**


Pick out some kids at random from the crowd and see who can recite the memory verse. Then repeat it all together.

### **SMALL GROUP:**

Without putting the verse on display or looking it up, see how many kids can recite the memory verse.

# BOOKS OF THE BIBLE

## SKIT



### ROUTE 66

#### ITEMS NEEDED:

None

#### CHARACTER BREAKDOWN:

1M, 1F

#### CHARACTERS:

Mike and Elaine - Bible fans

*Mike and Elaine enter.*

MIKE: Hey guys, I'm Mike.

ELAINE: And I'm Elaine.

MIKE: And we are Bible fanatics!

ELAINE: And now that you guys know the whole Bible, you can be too!

MIKE: The Bible is the Word of God. It tells us how God created the world and us. And it tells us how God made a plan to save us from sin.

ELAINE: The Bible teaches us many things. Who Jesus was. Why Jesus came to Earth. How we can live in a way that honors God and shows other people that Jesus loves them.

MIKE: And most importantly, it shows us the way to get to Heaven.

ELAINE: Now, let's be honest, memorizing the books of the Bible like you have isn't going to help us get to Heaven just by itself. But knowing the books of the Bible will help you become a smarter student of the Bible. You can find Bible stories quicker. You will know what each section of the Bible teaches. And you'll be better able to search and find the answers you need when you need them.

# SKIT

MIKE: We hope all of you will dig deeper into the Scriptures. We want you to know what the Bible says and what it means for your life.

ELAINE: This is the last time we'll get to visit with you guys about the Bible, but one more time, let's see what we've learned. Can you guys go through all 66 books with us, names and hand motions?

MIKE: I bet they can!

ELAINE: Let's do it!

*Mike and Elaine will work together to lead the kids through ALL the books of the Bible:*

Genesis - Circle hands

Exodus - Open hands as if parting the sea

Leviticus - Fist on forehead to represent the law on our minds

Numbers - Counting to 3 on fingers

Deuteronomy - Two fingers in a peace sign

Joshua - Drop hands like the walls of Jericho falling down

Judges - Pound a fist into the other hand like a judge's gavel

Ruth - Bend down and pick up a piece of wheat

1 & 2 Samuel - Count on your fingers 1 and 2, then make an S with one finger in the air

1 & 2 Kings - Count on your fingers 1 and 2, then put both hands on your head like you're putting on a crown

1 & 2 Chronicles - Count on your fingers 1 and 2, then make a C shape with your hand

Ezra - Wave goodbye as if leaving exile to go home

Nehemiah - Stack one hand on the other as if stacking bricks and building a wall

Esther - Pretend you are placing a crown on your head

Job - Scratch your arm

Psalms - Lift a hand in praise

Proverbs - Point like a teacher

Ecclesiastes - Shrug, because it's all meaningless

Song of Solomon - Put a "wedding ring" on your finger

Isaiah - Draw a lower case "l" in the air and dot the l

Jeremiah - Cry with one eye

Lamentations - Cry with both eyes

Ezekiel - Draw a "Z" in the air

Daniel - Cover your mouth like God closed the lions' mouths

Hosea - Hands up on either side of the head like the legs of an H

Joel - Draw a J in the air

Amos - Hands up in a peak like an A

Obadiah - Hands over head in a circle like an O

Jonah - Hands like fish gills on the side of your face

# SKIT

Micah - Rock a baby in your arms because Micah said where Jesus would be born

Nahum - Hold your nose to make the N sound in Nahum

Habakkuk - Stir a pot in front of you like you're cooking for Habakkuk

Zephaniah - Make a Z with your arms (as if walking like an Egyptian) to the left

Haggai - Make a circle around your eye for Haggai-eye

Zechariah - Make a Z with your arms but pointed to the right

Malachi - Point to Heaven because Malachi taught us the Messiah is coming!

Matthew - Make a big M with two hands

Mark - Make a small M with 3 fingers on one hand

Luke - Make an L with the thumb and index finger of one hand

John - Make a W to remember, "In the beginning was the Word..."

Acts (of the church or the Holy Spirit) - Swing a pretend axe with your hands

Romans - Salute

1 & 2 Corinthians - Count 1 and 2 on fingers, then make a big C as in YMCA

Galatians - Turn the big C into a G by bending in the lower arm

Ephesians - Hold 3 fingers sideways in an E shape

Philippians - Flip your hand from palm up to palm down

Colossians - Drive a car to avoid a collision

1 & 2 Thessalonians - Count 1 and 2 fingers, then make a T with your hands, left hand on top

1 & 2 Timothy - Count 1 and 2 fingers, then make a T with your hands, right hand on top

Titus - Pretend to tie a knot in the air with your fingers

Philemon - Break your hands apart as if breaking chains free from your wrists

Hebrews - Pretend to sip "brewed" coffee from a cup

James - Point to your tongue

1 & 2 Peter - Count 1 and 2 with your fingers, then throw your fishing line

1, 2, and 3 John - Count 1, 2, 3 fingers

Jude - Hold two fingers up (thumb and index) to show Jude is a short book

Revelation - Hold your hands over your eyes like a pair of binoculars

After going through the books, end with this:

ELAINE: Great job you guys! We're so proud of you.

MIKE: Keep reciting those books, and start reading them. They will change your life!

ELAINE: And make you a Bible fanatic too! So long!

# BOOKS OF THE BIBLE

## OBJECT LESSON OR KIDS SERMON

**Items needed:**

Addition and Multiplication flash cards

*Begin this lesson by going through a few flash cards. Use the addition cards for younger kids, and use the multiplication cards for older kids.*

One of the first things you learned in math wasn't how to figure out problems. The first thing you did was memorize. You memorized simple facts like these: 2 plus 2, 2 minus 1, 2 times 2, 2 divided by 2. These math facts may have seemed boring, but they were the foundation for learning math. Knowing two plus two and two minus two is the beginning to understanding everything from algebra to geometry and even calculus. It all starts with flashcards and memorization.

Memorizing the Bible isn't going to get you into Heaven, but like these flashcards, knowing the books of the Bible will make you a better student of the Bible. You all know where to find every book in the Old Testament. You know where to find the stories of creation, the stories of ancient Israel, the poetry of King David, and the stories of Jesus. And knowing that will help you learn what the Bible has to say.

The Bible is the road map to Heaven. It teaches us how God made a plan to save us and how we can live forever with Jesus. Knowing the books of the Bible will help you to discover all God has to teach you about knowing Jesus and living a godly life.

Get to know the books of the Bible. Discover the road to Heaven, and you will never go astray!

# BOOKS OF THE BIBLE

## LARGE GROUP GAME

### NEED FOR SPEED

#### ITEMS NEEDED:

None

#### INSTRUCTIONS:

Pick three kids who think they know the books of the Bible really, really well. Have each kid recite the books of the Bible as quickly as they can, one at a time, and time them. The kid with the fastest time who does not miss a book wins.

#### VARIATION:

For younger kids, you can pick teams of two instead of just individual players.


#### WHAT'S THE POINT?

The Bible is the road map to Heaven.



# BOOKS OF THE BIBLE

## LARGE GROUP LESSON



### **BOTTOM LINE:**

The Bible teaches us how we can be saved from sin.

### **OBJECTIVE:**

Kids will be able to say all 66 Books of the Bible.

### **KEY PASSAGE:**

Philippians 2:1-11, Having the Mind of Christ

### **INTRO:**

How many of you were here when we started this series? How many of you have not missed a single week of this Books of the Bible series? How many of you have worked hard not just on Sundays, but also during the week to learn the books of the Bible?

How many of you thought there was no way in the world you could possibly learn those 66 books?

We believed in you, right from the start. Do you know why? Because kids your age have an amazing capacity for learning and memorizing. Think of some of the things you've memorized in your life already. Raise your hand if you know your address? Your mom and dad's phone numbers? The Pledge of Allegiance? Who knows their math facts in addition and subtraction? What about multiplication? Who has memorized all 50 states in the United States? Who knows the words to Jingle Bells? Silent Night? Jesus Loves Me? Who here already knows John 3:16?

When you think of all the things you've already memorized, learning the 66 books of the Bible wasn't that tough. It's a piece of cake! Even if you haven't learned them yet, we want to encourage you to keep studying them. You will get it, and you will be blessed for knowing them.

Of course, knowing the names of the books of the Bible isn't nearly as important as knowing what those books say. Knowing the books by name and where to find them will, however, help you be a better student of the Bible. The more you read them, the better you'll know what the Bible has to say. The Bible is a road map that shows us the way to Heaven, and it teaches us that there is only one way to get there. Paul summed up the Bible's message very well in his letter to the Philippians.



# LARGE GROUP LESSON

## READ PHILIPPIANS 2:1-11

### MAIN POINT:

God sent his son Jesus to save us from our sins. Jesus was willing to humble himself, to become human, and to die in our place so that we could go to Heaven. If we believe in Jesus as our Savior, God will set us on the road to Heaven.

Following Jesus means that we, like Jesus, should humble ourselves. We need to think of others before our own needs, and we need to love like Jesus loved. We need to turn away from sin and obey God so that people can see Jesus in us.

The Bible is a road map to Heaven. It points us to Jesus, and it shows us the way we need to travel to get to Him. If we follow Jesus and obey him, not only will we get to Heaven, but other people will see Jesus in us and follow after Him.

The Bible is the greatest book ever written. It's the story of a God who loves us and the way he chose to save us.

### DRIVE IT HOME:

The Bible begins at the beginning of time with the story of Creation and the fall of man. Through the first five books of the Bible, we learn that God loves us in spite of our sin. We see God choosing a special people through whom he would save the world.

The books of history continue the story of God's chosen people. We see how God blesses those who are faithful, and how he corrects them when they need it.

The poetry books are full of praise to our God and the wisdom of some of Israel's wisest leaders.

The prophets, major and minor, brought messages to God's people that still speak to us today. They talk of God's love, of God's anger with sin, and God's forgiveness. And they talk about the coming of Jesus.

The Gospels are the story of Jesus, told from four different viewpoints so we can get a complete picture of who Jesus is. Acts tells the story of the early church founded by Jesus' followers.

The letters of Paul, written to the churches and to his friends, help us to stay focused on Jesus and united in spirit. The remaining letters remind us that Jesus is the only way to be saved and urge us to live godly lives.

And then comes Revelation, one last book of prophecy that tells us how one day, Jesus will return.

# LARGE GROUP LESSON

He will judge the world, and all who believe in Jesus will go to be with him in a New Heaven and a New Earth.

The Bible starts with Creation and a fall. It ends with a new Creation that will never end. It ends with a promise we can all one day be with Jesus. I hope all of you will get to know your Bibles. Don't stop with knowing the books by name. Get to know what each book says. Each book has a special purpose, but they all fit together for one greater purpose. The Bible is God's way of pointing us all to Jesus and to Heaven!

## **CLOSE WITH A SIMPLE PRAYER:**

*Dear God,*

*Thank you for giving us the Bible.*

*In Jesus' name,  
Amen*

# BOOKS OF THE BIBLE

## SMALL GROUP DISCUSSION

### ICEBREAKER:

How many of you have memorized at least one Bible verse besides our memory verse?

### MEMORY VERSE ACTIVITY:

#### 2 Timothy 3:16

Without putting the verse on display or looking it up, see how many kids can recite the memory verse.

### DISCUSSION QUESTIONS:

#### Read Philippians 2:1-11

What is the main message of the whole Bible?

What did Jesus do to save us from our sins?

How can we be saved from our sins?

### ACTIVITY:

Review the hand motions with the kids for ALL of the books of the Bible.

### SIMPLE PRAYER:

*Dear God,*

*Thank you for sending Jesus to be our Savior.*

*In Jesus' name,*

*Amen*

# BOOKS OF THE BIBLE

## POWERPOINT REVIEW GAME

### BOOK REVIEW

Who can name the first five books of the Old Testament?

Genesis, Exodus, Leviticus, Numbers and Deuteronomy

Who can name the first five books of the New Testament?

Matthew, Mark, Luke, John, and Acts

Who can name all the books of History?

Joshua, Judges, Ruth, 1 Samuel, 2 Samuel, 1 Kings, 2 Kings, 1 Chronicles, 2 Chronicles, Ezra, Nehemiah, Esther, and Acts

Who can name all the Minor Prophets?

Hosea, Joel, Amos, Obadiah, Jonah, Micah, Nahum, Habakkuk, Zephaniah, Haggai, Zechariah, and Malachi

Who can name all the letters of Paul?

Romans, 1 Corinthians, 2 Corinthians, Galatians, Ephesians, Philippians, Colossians, 1 Thessalonians, 2 Thessalonians, 1 Timothy, 2 Timothy, Titus, and Philemon

Who can name the first five books of the Bible?

Genesis, Exodus, Leviticus, Numbers and Deuteronomy

What is the last book of the Bible?

Revelation

# MAKE IT STICK

## 5 Simple Ways You Can Make This Lesson Stick With Your Kids

### THIS WEEK'S LESSON: ROUTE 66



#### IN THE CAR:

Ask your child what they learned about this week on the drive home:

The Bible is the road to Heaven. It is the story of us and God and how God made a way to save us from sin. If we commit our lives to Jesus and follow God's Word, He will lead us our whole lives! Philippians 2:1-11, Having the Mind of Christ



#### HANGING OUT:

Make this week's lesson real:

Quiz your kids and see if they can still remember all the books of the Old and New Testament. Then ask them how the Bible can be a "roadmap" to Heaven.



#### AT DINNER:

Here are some great discussion starters:

- What does the Bible tell us about Jesus?
- Why did Jesus die for us?
- How can we get to Heaven?



#### AT BEDTIME:

Quiz your child on this week's memory verse:

*"God has breathed life into all Scripture. It is useful for teaching us what is true. It is useful for correcting our mistakes. It is useful for making our lives whole again. It is useful for training us to do what is right." 2 Timothy 3:16 (NIRV)*



#### PARENT TIME:

What you need to know:

Knowing the names of the books of the Bible can make you and your kids stronger students of the Bible. Review the books with them, and commit to learning them if you haven't. More importantly, encourage your kids to get to know the books by reading them!

# BOOKS OF THE BIBLE

---

---

Left blank intentionally

# BOOKS OF THE BIBLE

## CRAFT ACTIVITY

Give the kids the included coloring page of a bookshelf with 66 books. Do not put the names on the books, but let the kids fill them all in. (for younger kids you may just ask them to tell you the order of the books and you can write them in) They can also complete this at home if there's not enough time at church.