


BOOKS OF THE BIBLE

LESSON SNAPSHOT



BOTTOM LINE:

The Minor Prophets delivered important messages about God's judgment and God's plan of salvation.

OBJECTIVE:

Kids will memorize the next 12 books and be able to say all the books in the Old Testament: Hosea, Joel, Amos, Obadiah, Jonah, Micah, Nahum, Habakkuk, Zephaniah, Haggai, Zechariah, and Malachi.

KEY PASSAGE:

Zechariah 1:1-6, A Call to Return to the Lord

MEMORY VERSE:

"God has breathed life into all Scripture. It is useful for teaching us what is true. It is useful for correcting our mistakes. It is useful for making our lives whole again. It is useful for training us to do what is right." 2 Timothy 3:16 (NirV)

SUMMARY:

The Minor Prophets didn't write as much as the "majors," but they all delivered important messages. They reminded the people of God's love and forgiveness, and tried to warn them not to make the same mistakes their ancestors had and they spoke about the coming Messiah.

SIMPLE PRAYER:

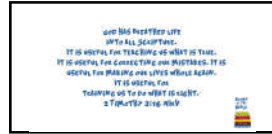
Dear God,

Thank you for helping us learn the books of the Old Testament.

*In Jesus' name,
Amen*

BOOKS OF THE BIBLE

MEMORY VERSE



"All Scripture is God-breathed and is useful for teaching, rebuking, correcting and training in righteousness." 2 Timothy 3:16 (NIV)

"God has breathed life into all Scripture. It is useful for teaching us what is true. It is useful for correcting our mistakes. It is useful for making our lives whole again. It is useful for training us to do what is right." 2 Timothy 3:16 (NIV)

LARGE GROUP:


This week, instead of practicing the memory verse, have the kids go through all the books of the Old Testament and recite them together!

SMALL GROUP:

Give each kid one word of the memory verse. They have to remember their word and then they all have to stand up and line up in order, so that when they say their word from left to right they will have said the memory verse.

BOOKS OF THE BIBLE

SKIT



MINOR LEAGUERS

ITEMS NEEDED:

None

CHARACTER BREAKDOWN:

1M, 1F

CHARACTERS:

Mike and Elaine - Bible fans

Mike and Elaine enter.

MIKE: Hey guys, I'm Mike.

ELAINE: And I'm Elaine.

MIKE: And we are Bible fanatics!

ELAINE: Guys, I am so excited. We are down to the end of the Old Testament.

MIKE: After today, you will know all 39 books of the Old Testament!

ELAINE: All we need to learn are the Minor Prophets.

MIKE: Hey, Elaine, why do they call them the Minor Prophets?

ELAINE: Because they didn't hit well enough to make it to the major leagues!

MIKE: Very funny.

ELAINE: Let's start with Hosea, whose life story was a symbol for God's love for his people. Let's put our arms up like the two legs of an H for Hosea!

MIKE: Now take one hand and make a J shape in the air. J stands for Joel, the second minor prophet.

SKIT

ELAINE: Now put your hands up over your head in a point, like the “A” in YMCA. That A stands for Amos, the third Minor Prophet.

MIKE: Now open those A’s into an O for Obadiah, the next Minor Prophet.

ELAINE: I know you all know our next prophet. His name was Jonah, and he spent three long days and nights in the belly of a fish. Make fish gills on the side of your face with your hands for Jonah!

MIKE: Now rock a baby in your arms with me. Why? Because the prophet Micah was the one who told us that the baby Jesus would be born in the city of Bethlehem!

ELAINE: Half way there, gang! Our next prophet is Nahum, with an “N.” Hold your nose and try to make that “N” sound. Can you do it? Whether or not you can, it will help you remember the name, Nahum.

MIKE: Now hold one hand out like you’re carrying a mixing bowl, and pretend to stir a spoon in that bowl like you’re cooking. This will remind us of our next prophet, Habakkuk, whose name rhymes with cook.

ELAINE: Now turn your body to the left, and make a Z with your arms, kind of like you’re walking like an Egyptian. This Z is for Zephaniah, the next Minor Prophet on our list.

MIKE: Now make a circle around one of your eyes. This is how we will remember Minor Prophet number ten, Haggai.

ELAINE: Okay, you remember the Z we just made? Take that Z and flip it the other direction. This Z is for Zechariah, the second to last book in the Old Testament.

MIKE: Now everyone, point to the sky. Point to Heaven, where God is about to send his Messiah. Our last prophet, Malachi, told God’s people that the Messiah was on his way, so this is where we end the Old Testament.

ELAINE: Wow, we just learned all twelve Minor Prophets! Can you all do them back with me? H for Hosea. J for Joel. A for Amos. O for Obadiah. Make a fish face for Jonah. Rock the baby Jesus for Micah. Hold your nose to make the N sound for Nahum. Stir a bowl of something for Habakkuk. Z to the left for Zephaniah. Circle your eye for Haggai. Z to the right for Zechariah. And point to the sky for Malachi.

MIKE: That makes twelve Minor Prophets and 39 books of the Old Testament.

ELAINE: I’m so proud of you guys! Next week, we start the New Testament.

SKIT

MIKE: But until then keep practicing the Old, because the Old Testament is what gets us ready to meet the Messiah. Jesus is coming!

BOOKS OF THE BIBLE

HAND MOTION LESSON

During the middle 10 lessons of this series, there will not be a traditional object lesson. Instead, use this time to teach and reinforce the hand motions that go with each book.

The Old Testament ends with twelve more books of prophecy. These books were written by men who were given messages from God. Some were for the Israelites. Some were for others. All of them teach us about God's judgment and God's forgiveness, including God's plan to forgive all our sins through Jesus. Here's how we're going to remember them.

For the book of Hosea, hold your hands up on either side of the head like the legs of an H.

For the book of Joel, let's draw a J in the air.

For Amos, make an A over your head like we do in the song, YMCA.

Now turn that A to an O for the book of Obadiah.

Jonah is our next book, and the one you all probably know most. Let's make fish gills with our hands on our faces for Jonah.

Now rock a baby in your arms. This will help us remember Micah, who said that Jesus would be born in Bethlehem.

Nahum starts with an N. Hold your fingers over your nose to make the "N" sound in Nahum.

Habakkuk rhymes with the word cook. So pretend you're stirring a bowl of something to cook, and let that help you remember Habakkuk.

For Zephaniah turn your body to the left and make a Z with your arms.

Now circle one eye with your hand and let your eye remind you of the name Haggai.

Now go back to the Z, but instead of pointing left, point it right. This Z is for Zechariah.


Finally, we come to Malachi, the last book of the Old Testament. Point to Heaven because Malachi taught us the Messiah is coming!

Now repeat them all with me, with the hand motions, so we can all memorize the Minor Prophets.

Repeat the twelve books and their hand motions with the kids 2-3 times then review all the Old Testament books to wrap up the lesson.

BOOKS OF THE BIBLE

LARGE GROUP GAME



BIBLE BOOK QUIZ

ITEMS NEEDED:

None

INSTRUCTIONS:

For this game, pick kids out at random from the audience. Give them the name of one of the Old Testament books of the Bible, and see if they can remember the hand motion that goes with it. If they get it wrong, give them a second chance to get another book correct.

VARIATION:


Instead of choosing 5 or 6 kids to answer one question, pick two and have a competition to see who can get the most books correct.

WHAT'S THE POINT?

The Minor Prophets are the last 12 books of the 39 that make up the Old Testament.

BOOKS OF THE BIBLE

LARGE GROUP LESSON



BOTTOM LINE:

The Minor Prophets delivered important messages about God's judgment and God's plan of salvation.

OBJECTIVE:

Kids will memorize the next 12 books and be able to say all the books in the Old Testament: Hosea, Joel, Amos, Obadiah, Jonah, Micah, Nahum, Habakkuk, Zephaniah, Haggai, Zechariah, and Malachi.

KEY PASSAGE:

Zechariah 1:1-6, A Call to Return to the Lord

INTRO:

Today's lesson brings us to the end of the Old Testament. Believe it or not, after today, we will have gone through 39 books total. That's a lot of books to remember, and these last twelve are a bit tricky.

We call the last section of the Old Testament the Minor Prophets. These books were written by prophets just like Isaiah, Jeremiah, and Daniel. Being "Minor" Prophets doesn't mean they were any less important, and it certainly doesn't mean that the messages they delivered were unimportant. These books are shorter than the Major Prophets, but they are full of important messages for God's people and for us.

There are twelve books in the Minor Prophets: Hosea, Joel, Amos, Obadiah, Jonah, Micah, Nahum, Habakkuk, Zephaniah, Haggai, Zechariah, and Malachi. We could spend a full lesson on each one of these, discovering who each of them were and what God had to say through them, but since our goal is to memorize the books, we're going to focus in on what all twelve of these books have in common.

READ ZECHARIAH 1:1-6

MAIN POINT:

If you haven't figured it out yet, the people of God, Israel, had a problem. It was a memory problem of sorts. They kept forgetting all the good things God had done for them, and they kept chasing after other gods. They forgot the stories of Noah, Abraham, Moses, David, and the other heroes of the faith. They forgot how God saved them from slavery and promised to save them from sin.

LARGE GROUP LESSON

They kept turning away from God. The Minor Prophets all had one message in common: God still loves you, Israel. God still loves you, no matter what you've done. He's not happy with your sin, but he will forgive you if you come back to God.

God wants us all to know that he will forgive our sins. That's why he sent the prophets, and that's why he sent Jesus to forgive those sins once and for all!

DRIVE IT HOME:

Hosea delivered God's message of forgiveness with his own life. God told Hosea to marry a woman who would run away from him. Even though she hurt him, Hosea forgave his wife and brought her back home, just as God wanted to welcome his children back.

Joel and Amos both warned God's people that God was about to send judgment on them. Obadiah went to the people of Edom and told them the same message. Jonah was asked to give the same message to the wicked city of Ninevah. When Jonah ran away from God, God chased him down with a big fish and gave Jonah the same second chance he wanted to give Ninevah.

Micah predicted the fall of Israel and her sister kingdom of Judah, but Micah also told the people of God's plan for a Messiah. He even told the people where the Messiah would be born: in the town of Bethlehem.

Nahum's name means, "comfort," and Nahum also delivered a message to Ninevah, warning them of God's judgment. Habakkuk wrote a dialogue between himself and God, asking why a good and loving God would let his people suffer. Zephaniah was an important person in Israel who warned the people about God's judgment.

Haggai and Zechariah both wrote their books after the Israelites returned from exile. They urged the Israelites to rebuild not only their cities, but also their faith in God. They both told the people to rebuild God's temple in Jerusalem.

Malachi is the last of these prophets, and he also spoke after the exile. He told the people that God was coming to judge them, but also to restore them. Malachi is the last word of the Old Testament and he reminded the people that a Savior was coming.

The Minor Prophets may not be long books, but their message is a major one. They urge us all to return to God when we've sinned and to follow Him, God will judge sin, but he will also forgive if we repent.

LARGE GROUP LESSON

CLOSE WITH A SIMPLE PRAYER:

Dear God,

Thank you for helping us learn the books of the Old Testament.

In Jesus' name,

Amen

BOOKS OF THE BIBLE

SMALL GROUP DISCUSSION

ICEBREAKER:

Who can go through all the Old Testament books, Genesis to Daniel, with the hand motions?

MEMORY VERSE ACTIVITY:

2 Timothy 3:16

Give each kid one word of the memory verse. They have to remember their word and then they all have to stand up and line up in order, so that when they say their word from left to right they will have said the memory verse.

DISCUSSION QUESTIONS:

Read Zechariah 1:1-6

What did Zechariah have to say to God's people?

How did some of the other Minor Prophets call the people to come back to God?

Why did God use the Minor Prophets to tell the people about Jesus coming?

ACTIVITY:

Review the hand motions with the kids for the Minor Prophets.

Hosea - Hands up on either side of the head like the legs of an H

Joel - Draw a J in the air

Amos - Hands up in a peak like an A

Obadiah - Hands over head in a circle like an O

Jonah - Hands like fish gills on the side of their face

Micah - Rock a baby in your arms because Micah said where Jesus would be born

Nahum - Hold your nose to make the "N" sound in Nahum

Habakkuk - Stir a pot in front of you like you're cooking for Habakkuk

Zephaniah - Make a Z with your arms (as if walking like an Egyptian) to the left

Haggai - Make a circle around your eye for Haggai

Zechariah - Make a Z with your arms but pointed to the right

Malachi - Point to Heaven because Malachi taught us the Messiah is coming

SIMPLE PRAYER:

Dear God,

Thank you for your amazing love and forgiveness.

In Jesus' name, Amen

BOOKS OF THE BIBLE

POWERPOINT REVIEW GAME

MAJOR OR MINOR PROPHETS

Can you tell who is who?

Daniel
MAJOR

Micah
MINOR

Zechariah
MINOR

Hosea
MINOR

Ezekiel
MAJOR

Obadiah
MINOR

Hezekiah
TRICK QUESTION - He was a king, not a prophet

MALACHI
Minor

MAKE IT STICK

5 Simple Ways You Can Make This Lesson Stick With Your Kids

THIS WEEK'S LESSON: MINOR LEAGUERS



IN THE CAR:

Ask your child what they learned about this week on the drive home:

The Minor Prophets didn't write as much as the "majors," but they all delivered important messages. They reminded the people of God's love and forgiveness, and tried to warn them not to make the same mistakes their ancestors had and they spoke about the coming Messiah. Zechariah 1:1-6, A Call to Return to the Lord



HANGING OUT:

Make this week's lesson real:

Ask the kids to teach you the hand motions they learned to help them remember the Minor Prophets of the Bible. See if they can remember all of the books from the beginning.



AT DINNER:

Here are some great discussion starters:

- Who were the Minor Prophets?
- What messages did these prophets bring to God's people?
- Do you think you can remember all the books of the Old Testament?



AT BEDTIME:

Quiz your child on this week's memory verse:

"God has breathed life into all Scripture. It is useful for teaching us what is true. It is useful for correcting our mistakes. It is useful for making our lives whole again. It is useful for training us to do what is right." 2 Timothy 3:16 (NIRV)



PARENT TIME:

What you need to know:

Help your kids to practice reciting all the books of the Old Testament. Read the story of Jonah or another Minor Prophet with them this week.

BOOKS OF THE BIBLE

Left blank intentionally

BOOKS OF THE BIBLE

CRAFT ACTIVITY

Each week, the kids will cut out and make “book spines” for the books of the Bible they learn that week. The goal is by the end of the series, they will be able to put all of these crafts end to end on a wall or other display at home to show all the books of the Bible lined up, if they so choose.

Use construction paper to cut out the book ends. They can either do different colored strips for each book and paste them onto another piece of paper, or they can use one color and use a marker to draw lines to divide the books. Help them write the book names on each book “spine” in order.

This week's books are:

Hosea
Joel
Amos
Obadiah
Jonah
Micah
Nahum
Habakkuk
Zephaniah
Haggai
Zechariah
Malachi