


BOOKS OF THE BIBLE

LESSON SNAPSHOT



BOTTOM LINE:

The books of history teach us what happens when we obey (or disobey) God.

OBJECTIVE:

Kids will memorize the next 12 books: Joshua, Judges, Ruth, 1 Samuel, 2 Samuel, 1 Kings, 2 Kings, 1 Chronicles, 2 Chronicles, Ezra, Nehemiah, and Esther

KEY PASSAGE:

Joshua 24:14-22, Joshua's Charge to the People

MEMORY VERSE:

"God has breathed life into all Scripture. It is useful for teaching us what is true. It is useful for correcting our mistakes. It is useful for making our lives whole again. It is useful for training us to do what is right." 2 Timothy 3:16 NIV

SUMMARY:

The books of history tell us what happened to God's people when they inherited the Promised Land and what happened when they forgot about God. They teach us about God's laws and God's forgiveness.

SIMPLE PRAYER:


Dear God,

Teach us to obey you, no matter what other people do.

*In Jesus' name,
Amen*

BOOKS OF THE BIBLE

MEMORY VERSE



"All Scripture is God-breathed and is useful for teaching, rebuking, correcting and training in righteousness." 2 Timothy 3:16 (NIV)

"God has breathed life into all Scripture. It is useful for teaching us what is true. It is useful for correcting our mistakes. It is useful for making our lives whole again. It is useful for training us to do what is right." 2 Timothy 3:16 (NirV)

LARGE GROUP:


Divide the room into girls and boys. Have the boys read the verse aloud, and then have the girls read it aloud. Who can read the loudest?

SMALL GROUP:

Have the kids each recite or read the verse in the voice of their favorite cartoon character.

BOOKS OF THE BIBLE

SKIT



ALL THAT HISTORY

ITEMS NEEDED:

None

CHARACTER BREAKDOWN: 1M, 1F

CHARACTERS:

Mike and Elaine - Bible fans

Mike and Elaine enter.

MIKE: Hey guys, I'm Mike.

ELAINE: And I'm Elaine.

MIKE: And we are Bible fanatics!

ELAINE: And today, we are history fanatics because today is all about the books of history.

MIKE: The next twelve books are all about history. That sounds like a lot, I know, but believe me, they're going to go quick!

ELAINE: We begin with Joshua, who led the children of Israel into the Promised Land. His first victory was when God knocked down the walls of the city of Jericho. So for Joshua, we're going to make a motion with our hands as if the walls were tumbling down.

MIKE: Joshua is followed by Judges. The Judges were who ruled Israel in the Promised Land and saved them from their enemies. They include the prophetess Deborah, the brave leader Gideon, and the powerful Samson. Let's make a fist and pound it like a gavel in our hands to remember the Judges!

SKIT

ELAINE: Next comes Ruth, the sweet story about a woman from Moab who stayed loyal to her mother-in-law Naomi when each of their husbands died. Ruth did things for Naomi like gathering wheat for their food, so for Ruth, let's pretend we're picking up grain from the ground with one hand.

MIKE: 1 & 2 Samuel tell the story of Samuel the prophet and the first kings of Israel including Saul, David, and Solomon. We can remember 1 & 2 Samuel by counting with our fingers, one, two, and then making a S with one finger in the air.

ELAINE: Next comes 1 & 2 Kings, two books that tell the story of the other kings of Israel - some good, some bad, some ugly! Count on your fingers 1 and 2, then put both hands on your head like you're putting on a crown. That's how we'll remember 1 & 2 Kings.

MIKE: 1 & 2 Chronicles retells the stories of the kings of Israel from the beginning. Count on your fingers 1 and 2, then make a C shape with your hand to represent Chronicles.

ELAINE: Now we come to Ezra. Ezra lived in a time long after the kings. God allowed his people to be taken prisoner by the Babylonians as punishment for their sins. When God forgave them, Ezra was one of the people to lead them home. Let's wave goodbye to Babylon to help us remember Ezra.

MIKE: Nehemiah also lived in the time after the exile to Babylon. He helped the people rebuild the wall around their city of Jerusalem. To remember Nehemiah, let's make hand motions as if we were stacking bricks to rebuild that wall.

ELAINE: Last but not least is Esther, a queen and an Israelite whose bravery saved her people. Pretend you are placing a crown on your head, like Esther would have worn.

MIKE: And that's all the books of history. Twelve in all. See? We told you this would go fast!

Get the kids to do the motions with Mike and Elaine.

ELAINE: Let's review them one more time, shall we? Joshua tore down the wall. The Judges held court in Israel. Ruth picked up grain.

MIKE: Then comes 1 & 2 Samuel, 1 & 2 Kings, and 1 & 2 Chronicles.

ELAINE: Ezra waved goodbye, Nehemiah built a wall, and Esther was the queen.

SKIT

MIKE: Nine motions, twelve books that teach us what happens when we obey God and what happens when we don't.

BOOKS OF THE BIBLE

HAND MOTION LESSON

During the middle 10 lessons of this series, there will not be a traditional object lesson. Instead, use this time to teach and reinforce the hand motions that go with each book.

Today we're going to learn a group of books known as the history books. These tell the story of how Israel conquered the Promised Land. They tell how God saved the people from their enemies. They tell what happened when God's people rebelled against him, and they tell how God forgave them and brought them home.

Joshua is the first history book, and it tells us how the Israelites conquered the Promised Land. For this book, drop your hands like the walls of Jericho falling down to help you remember.

The next book is Judges, and it tells about the people who saved Israel from their enemies when they needed help. Pound a fist into the other hand like a judge's gavel to remember Judges.

Ruth is the story of a woman who left everything behind to care for her mother-in-law. Bend down and pick up a piece of wheat to remember how Ruth cared for Naomi.

The next six books come in pairs and tell us about all the kings of Israel. Some were good, and some were bad. To remember 1 & 2 Samuel, count on your fingers 1 and 2, then make a S with one finger in the air. For 1 & 2 Kings, count on your fingers 1 and 2, then put both hands on your head like you're putting on a crown. For 1 & 2 Chronicles, count on your fingers 1 and 2, then make a C shape with your hand.

Ezra and Nehemiah were leaders in Israel when the people returned home from exile in Babylon. Wave goodbye to Babylon to help you remember Ezra, then stack your hands like you're stacking bricks to remember that Nehemiah re-built the wall of Jerusalem.

Finally, we come to Esther. Esther was an Israelite and a queen whose bravery helped save her people. Pretend you are placing a crown on your head, like the one Esther wore, to remember this Biblical hero.

Let's review these one more time!

Repeat the twelve books and their hand motions with the kids 2-3 times, then review the 5 books from last week as well to wrap up the lesson.

BOOKS OF THE BIBLE

LARGE GROUP GAME



BREAK THE WALL DOWN

ITEMS NEEDED:

Baseballs
Empty tin cans

INSTRUCTIONS:

This is a simple ball and can game. Stack six cans in a pyramid. Give two players two tosses each to try and knock down the cans. The player who knocks the most cans down wins a prize.

VARIATION:


For younger kids, use only three cans. Give prizes to any kid who can knock down at least one can.

WHAT'S THE POINT?

The history books teach us what happens when we obey or disobey God.

BOOKS OF THE BIBLE

LARGE GROUP LESSON



BOTTOM LINE:

The books of history teach us what happens when we obey (or disobey) God.

OBJECTIVE:

Kids will memorize the next 12 books: Joshua, Judges, Ruth, 1 Samuel, 2 Samuel, 1 Kings, 2 Kings, 1 Chronicles, 2 Chronicles, Ezra, Nehemiah, and Esther

KEY PASSAGE:

Joshua 24:14-22, Joshua's Charge to the People

INTRO:

Last week we learned the first five books of the story. The story began with the creation of the world in Genesis. In Exodus, Leviticus, Numbers, and Deuteronomy, we learned about the Israelites, who were slaves in Egypt and were rescued by God. God gave them a set of laws to follow and promised to lead them into the land he had promised to Abraham many years earlier.

Today's books continue that story right where we left off. These twelve books are called the history books, and they take us through many years of Israel's history. The Israelites do, in fact, go home to the Promised Land. They face many challenges from inside and out, including some dangerous enemies, but God always provided a hero to save them when needed.

The history books also tell us what happens when the Israelites forget about the God who saved them. You see, the people Joshua lead into the Promised Land were not the same ones who came out of Egypt. They were the children of slaves, and many of them didn't remember the time when they were in captivity. Joshua warned the people that they needed to choose wisely whom they would serve, and he urged them to follow God.

READ JOSHUA 24:14-22

MAIN POINT:

Joshua warned the people not to forget all God had done for them. He urged them to learn the laws of God and to obey them. He warned them not to chase after false gods or to listen to kings who might try and lead them away from God.

LARGE GROUP LESSON

I'd love to tell you the Israelites listened, but they didn't. The history books seem to tell the same story over and over. The Israelites forget God. Their enemies attack. They cry out to God, and God saves them. Then they forget about God again. It finally became so bad during the time of the kings, God let the Babylonians conquer his people and take them off into captivity again.

Even then, God didn't abandon his people. When they were sorry for their sins, God forgave them, and he brought them home. God shows us in the histories that there's a punishment for sin, but he also shows us that he forgives.

DRIVE IT HOME:

The book of Joshua tells how Joshua led the people into the Promised Land. Joshua conquered God's enemies, and the people settled down to live in peace, but Joshua warned them to stick close to God.

Judges tells the stories of men and women God used to save the Israelites from their enemies. When the people forgot God, their enemies would attack, and God would use heroes like Deborah, Gideon, and Samson to save them.

Ruth is a sweet story of a woman who left her home and family to live with her aging mother-in-law. Ruth was loyal to Naomi, the mother of her dead husband, and God blessed Ruth for her faithfulness.

The books of Samuel, Kings, and Chronicles tell the stories of Israel's kings. They start with mighty King Saul and the faithful King David, Ruth's great-grandson, who killed the giant Goliath. But as the years went by, the kings became corrupt. They forgot about God, and they chose to worship false gods. Occasionally, a king would tell God he was sorry and try to bring the people back to God, but when God finally had enough, he let the king of Babylon conquer his people.

Once again, the people asked God's forgiveness, and he answered. Ezra and Nehemiah were two men who brought the people home. They helped to secure the Promised Land and make it safe for the people to come home.

Finally, there's Esther, the queen of Persia who was also an Israelite. Esther was in the right place at the right time to speak up and save her people from a man who wanted to kill them all. Esther was obedient, and God used her to save his people.

Joshua, Judges, Ruth, 1 & 2 Samuel, 1 & 2 Kings, 1 & 2 Chronicles, Ezra, Nehemiah, and Esther are full of amazing stories. Almost all of these stories have the same message to us. Stay faithful to God. Obey God's Word. And if you start to go astray, call on his name. God will always be faithful to those who are faithful to him.

LARGE GROUP LESSON

CLOSE WITH A SIMPLE PRAYER:

Dear God,

Teach us to obey you, no matter what other people do.

In Jesus' name,

Amen

BOOKS OF THE BIBLE

SMALL GROUP DISCUSSION

ICEBREAKER:

Who can remember the first five books and their hand motions from last week?

MEMORY VERSE ACTIVITY:

2 Timothy 3:16

Have the kids each recite or read the verse in the voice of their favorite cartoon character.

DISCUSSION QUESTIONS:

Read Joshua 24:14-22

What did Joshua urge the people to do?

What happened when Israel disobeyed God?

Why did God always forgive his people and save them?

ACTIVITY:

Review the hand motions with the kids for the history books.

Joshua - Drop hands like the walls of Jericho falling down

Judges - Pound a fist into the other hand like a judge's gavel

Ruth - Bend down and pick up a piece of wheat

1 & 2 Samuel - Count on your fingers 1 and 2, then make a S with one finger in the air

1 & 2 Kings - Count on your fingers 1 and 2, then put both hands on your head like you're putting on a crown

1 & 2 Chronicles - Count on your fingers 1 and 2, then make a C shape with your hand

Ezra - Wave goodbye as if leaving exile to go home

Nehemiah - Stack one hand on the other as if stacking bricks and building a wall

Esther - Pretend you are placing a crown on your head

SIMPLE PRAYER:

Dear God,

Thank you for forgiving us when we sin and saving us when we call on you.

In Jesus' name,

Amen

BOOKS OF THE BIBLE

POWERPOINT REVIEW GAME

TRUE OR FALSE

The Judges led Israel into the Promised Land.

FALSE

Ruth was a queen who saved Israel.

FALSE

There are two books of Kings and one of Samuel.

FALSE

1 & 2 Chronicles retell the stories of the kings.

TRUE

Ezra and Nehemiah were both good kings in Israel.

FALSE

MAKE IT STICK

5 Simple Ways You Can Make This Lesson Stick With Your Kids

THIS WEEK'S LESSON: ALL THAT HISTORY!



IN THE CAR:

Ask your child what they learned about this week on the drive home:

The books of history tell us what happened to God's people when they inherited the Promised Land and what happened when they forgot about God. They teach us about God's laws and God's forgiveness. Joshua 24:14-22, Joshua's Charge to the People



HANGING OUT:

Make this week's lesson real:

Ask the kids to teach you the hand motions they learned to help them remember the history books of the Bible. See if they can remember all of the books from the beginning.



AT DINNER:

Here are some great discussion starters:

- What stories are in the history books?
- What are the 12 books of history?
- What do these books tell us about obeying God?



AT BEDTIME:

Quiz your child on this week's memory verse:

"God has breathed life into all Scripture. It is useful for teaching us what is true. It is useful for correcting our mistakes. It is useful for making our lives whole again. It is useful for training us to do what is right." 2 Timothy 3:16 (NIRV)



PARENT TIME:

What you need to know:

The history books continue the stories begun in the first five. They teach us what happens when we disobey God, but they also teach us that God forgives. Read a few stories from the histories this week with your kids, like Gideon, David and Goliath, Ruth, or Esther.

BOOKS OF THE BIBLE

Left blank intentionally

BOOKS OF THE BIBLE

CRAFT ACTIVITY

Each week, the kids will cut out and make “book spines” for the books of the Bible they learn that week. The goal is by the end of the series, they will be able to put all of these crafts end to end on a wall or other display at home to show all the books of the Bible lined up, if they so choose.

Use construction paper to cut out the book ends. They can either do different colored strips for each book and paste them onto another piece of paper, or they can use one color and use a marker to draw lines to divide the books. Help them write the book names on each book “spine” in order.

This week's books are:

Joshua

Judges

Ruth

1 Samuel

2 Samuel

1 Kings

2 Kings

1 Chronicles

2 Chronicles

Ezra

Nehemiah

Esther